

ANNUAL REPORT 2019

1st January 2019 - 30th Dec 2019

CONTENTS

	SARC SUMMARY 2019.....	4
	SARC'S REGISTRATION PROFILE.....	5
	SARC PRESENCE	7
	EMERGENCY RESPONSE	8
	CONVOYS	15
	EVACUATION	18
	FOOD & AGRICULTURE.....	20
	NON-FOOD ITEMS & SHELTER.....	21
	HEALTH	22
	NUTRITION	25
	COMMUNITY SERVICES	27
	HUMANITARIAN SUPPORT PROJECT	30
	LIVELIHOODS	32
	WATER AND REHABILITATION	35
	RISK EDUCATION	37
	STAFF & ACTIVE VOLUNTEERS / TRAINING	39
	LOGISTIC	40
	SARC PARTNERS	41

SARC SUMMARY ANNUAL REPORT 2019

- © The Syrian Arab Red Crescent (SARC) is an independent and volunteer-based humanitarian organization with a permanent presence in Syria, dedicated to providing assistance to vulnerable people and alleviating human suffering.
- © SARC was founded in 1942, according to Decree No /540/ and Decree /177/ which regulates the work conducted by the organization.
- © SARC was recognized by the International Committee of the Red Cross (ICRC) in 1946. SARC is committed to the Geneva Conventions and seven Fundamental Principles of the International Red Cross Red Crescent Movement.
- © SARC was awarded the Peace Prize of the International Federation of Red Cross and Red Crescent in Sydney, Australia, in 2013.
- © SARC Partners : International Committee of the Red Cross, International Federation of Red Cross and Red Crescent, Participating National Societies (Movement partners), UN, INGOs, and Local NGOs.

KEY FIGURES


 **6.3 M** SARC Beneficiaries


13.7K 
SARC active volunteers & staff

65 
Staff & Volunteers have lost their lives in the line of duty over the last eight years

237 Training events for **7,009** SARC volunteers, staff & local community 

6.3M 
people received food

5.1M 
people were provided with household essentials

80% 
Estimated number of people benefiting from water treatment through chemicals, maintenance of damaged water stations and pipelines and water emergency response.

3.3M 
medical services provided in SARC health facilities

370K 
people received protection services through PS teams & Community Centers

82.8K 
households benefiting from livelihoods projects

Convoys:

 **256**
Convoys

 **1,577**
Trucks

 **2.4M**
People reached

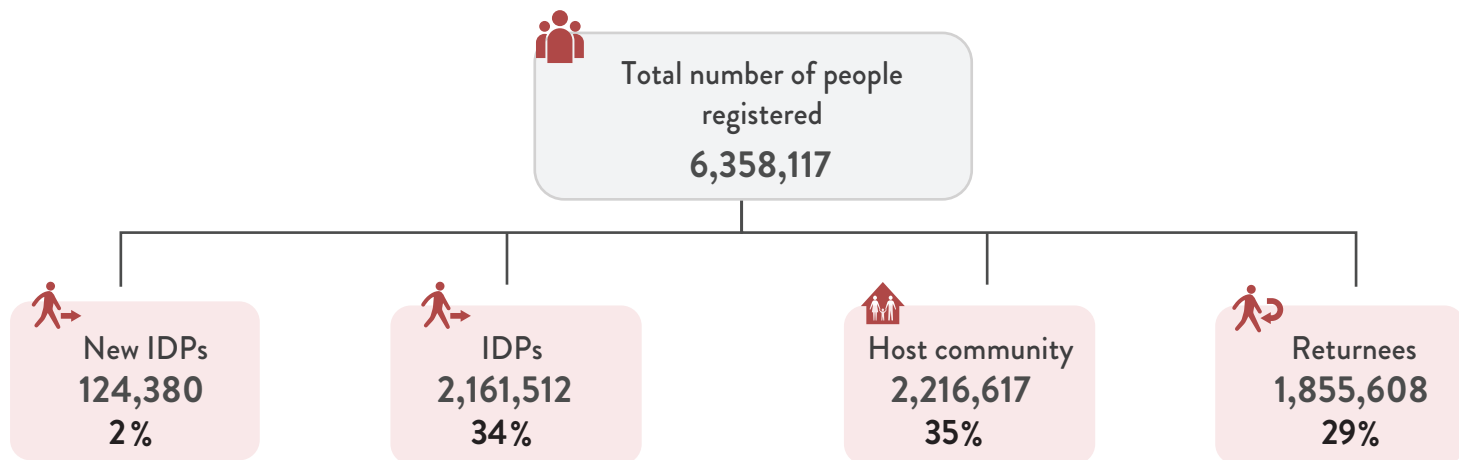
 **1,692**
Volunteers carried out **5,015** shifts

Convoys deployed to: Aleppo, Dará, Deir-ez-Zor, and Rural Damascus Governorates.

SARC'S REGISTRATION PROFILE





In 2019, SARC registered **6.3 million beneficiaries** (approximately 1 million families).



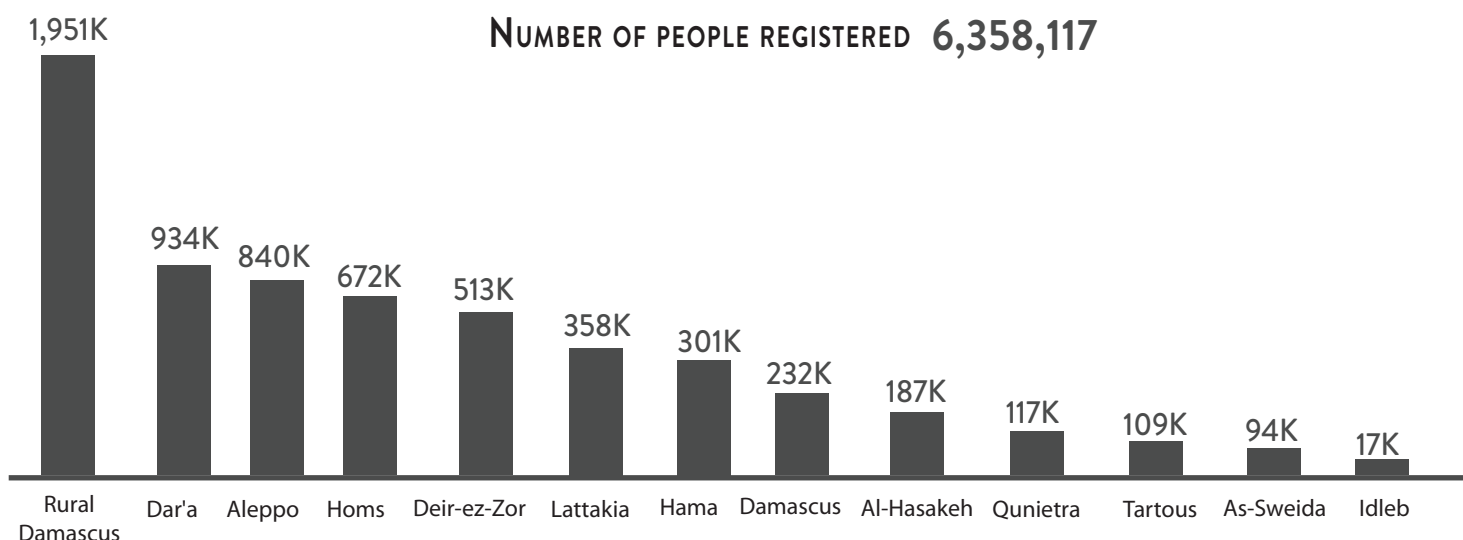
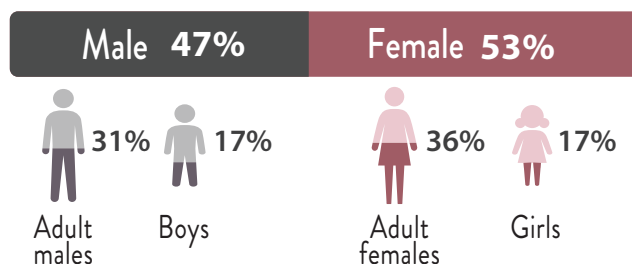
The highest number of people registered is in Rural Damascus at 31 % of total registrations, followed by Aleppo, Deir-ez-Zor, Dar'a and Homs with a total of 47 % of the registrations.

The Registration criteria prioritised two especially vulnerable groups:

-  **1,808,892** Female-headed families.
-  **345,770** People with special needs.

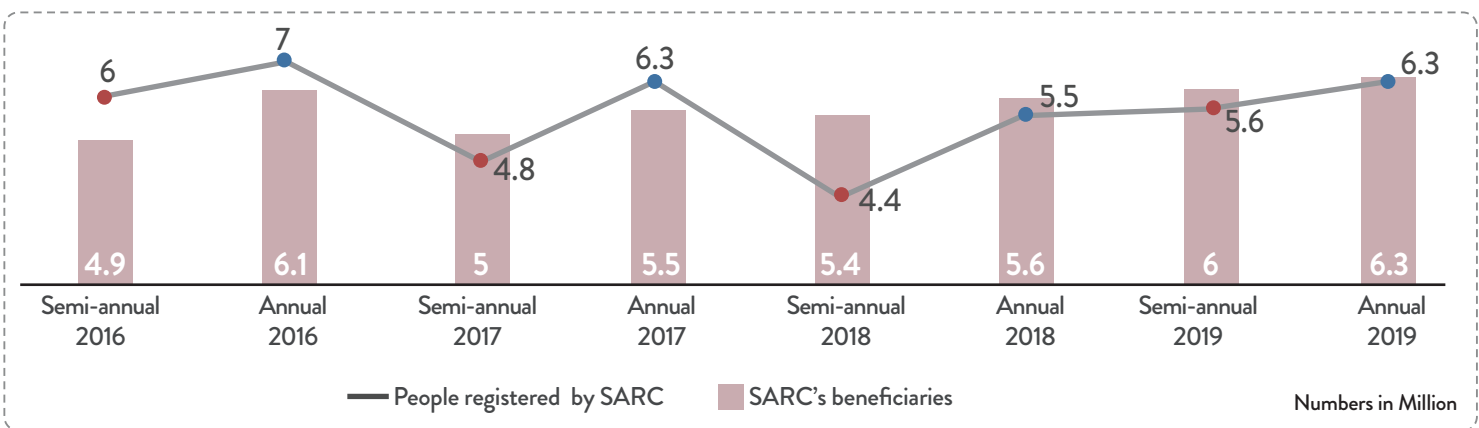
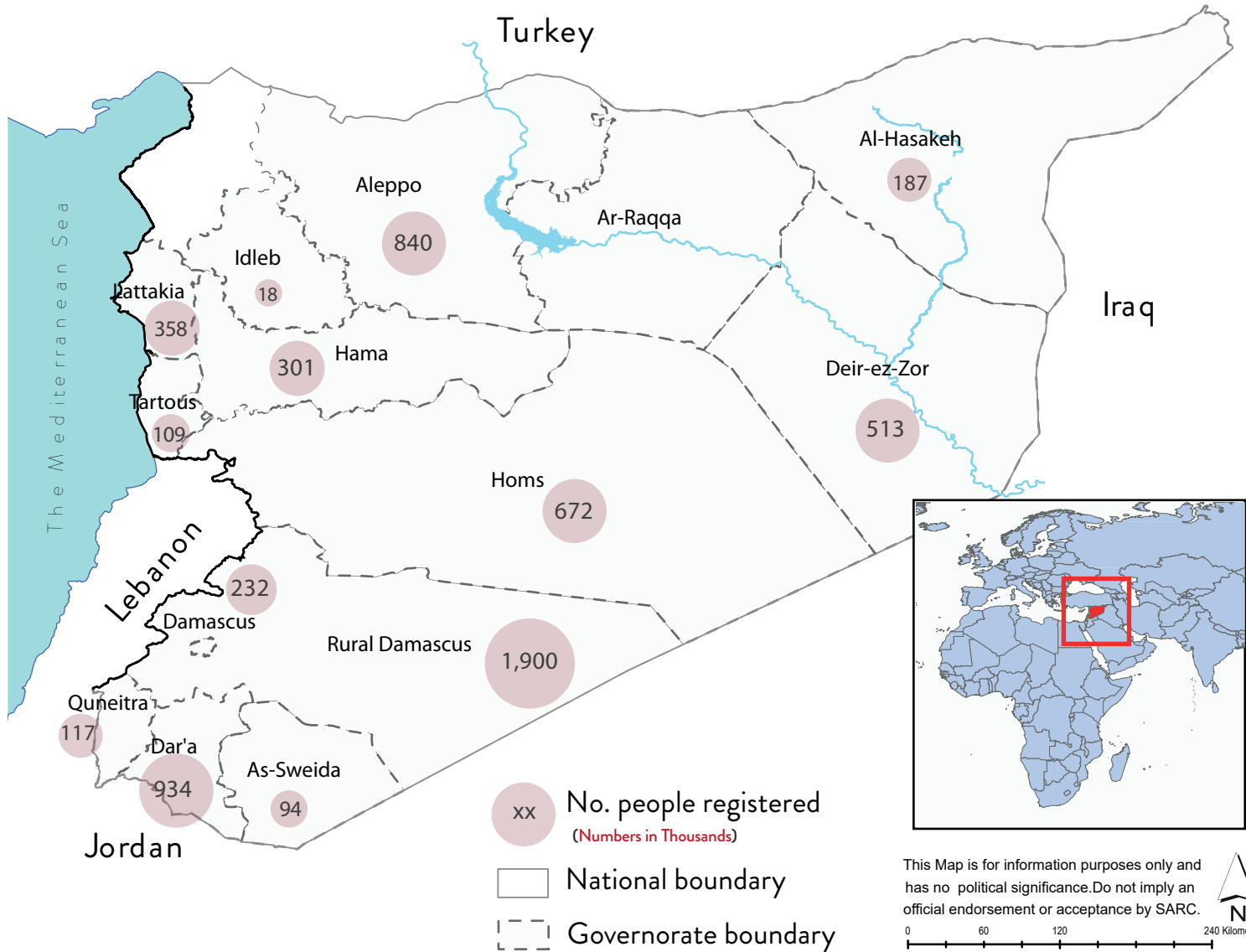
GENDER AND AGE BREAKDOWN:

Age and gender disaggregation of data shows the percentage of male and female beneficiaries and that more than 33 % are children.



Despite the absence of registered beneficiaries, SARC reached Ar-raqqa with the emergency response.

SARC'S REGISTRATION PROFILE



SARC has reached an average of 5.5 million people per year for the last four years. The number of people registered differs on a semi-annual basis, the number of registrations in the first half of the year is lower than that in the second half of the year for two main reasons:

- Regular beneficiaries' assessment decreases the numbers at the first half.
- People registered in newly accessible areas by the end of the year drives the numbers up.

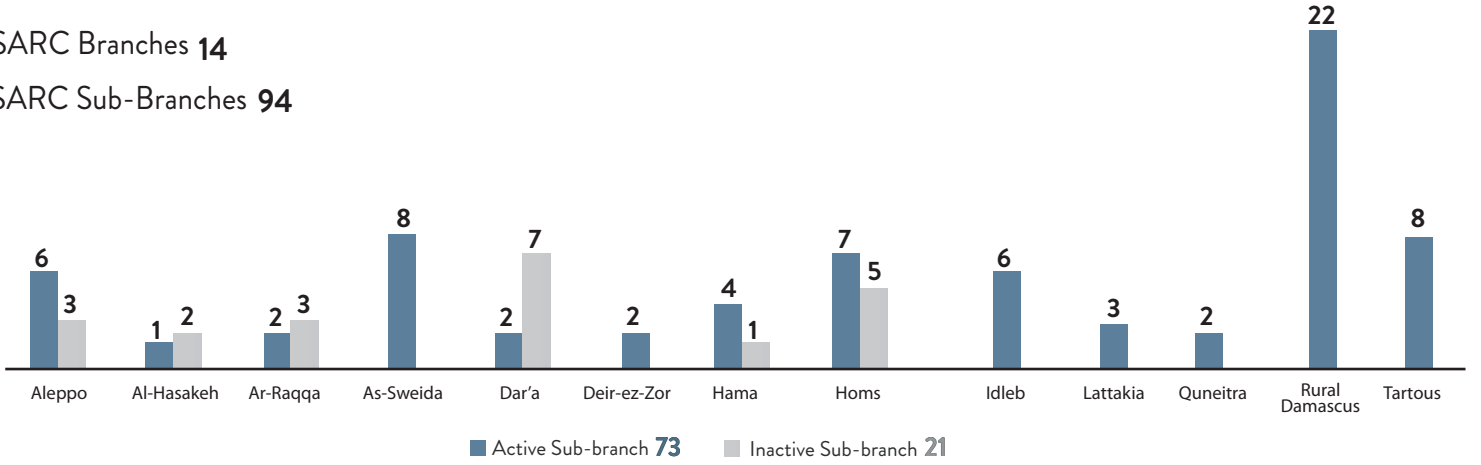
SARC PRESENCE



NUMBER OF SARC BRANCHES AND SUB-BRANCHES

SARC Branches **14**

SARC Sub-Branches **94**

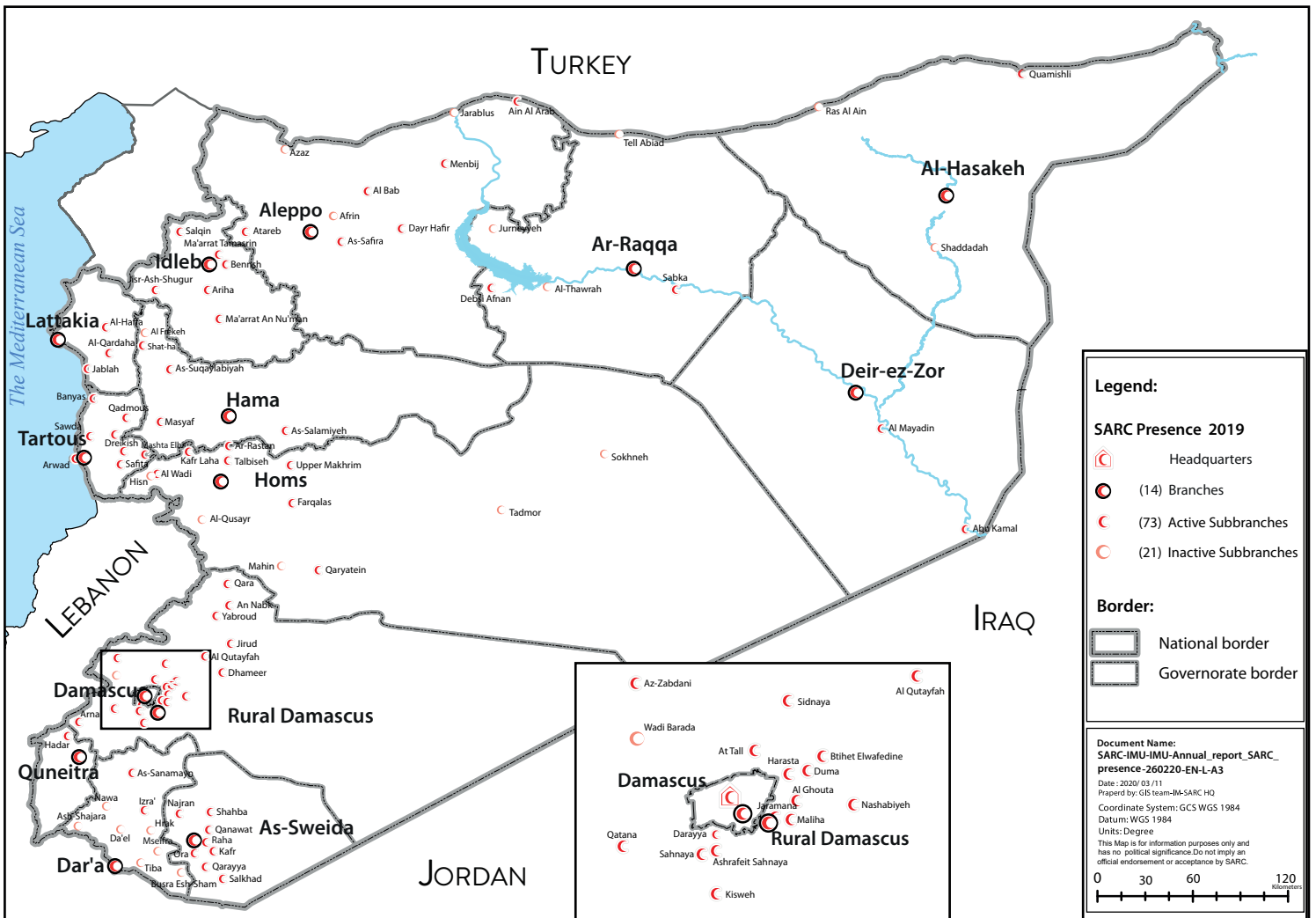


SUB-BRANCH SUPPORT PROJECT

SARC, with the support of its Partners, provides key sub-branches with essential operational costs, including rent and renovations, volunteer incentives and input for operations, warehouses and distribution. Partners supported **34** SARC sub-branches and **3** SARC points*.



Points* Small units reporting to the branches.



EMERGENCY RESPONSE



SARC carried out essential emergency responses during 2019 which benefited **1,874,168** people.


AL-HOL CAMP RESPONSE


 **70,285** Beneficiaries


The camp is located 45 km to the east of Al-Hasakeh City. The camp consists of 7 sectors with 15,085 tents. The first four sectors shelter Iraqi refugees and others foreign nationals. The fifth and seventh sectors shelter displaced Syrians, while the sixth sector is empty.


The number of displaced people in Al-Hol camp is **19,892** families (70,285 people). The vast majority are women and children.


During the response:


 **98** Volunteers from all SARC teams in Al-Hasakeh branch supported the response.

 **17** Vehicles have been used in the response.

 **1** Collective kitchen was equipped by the Water & Rehabilitation Team in cooperation with ICRC.

 The health promotion team conducted **35** activities about personal hygiene, diarrheal diseases, leishmaniasis, safe water chain and lice for **5,000** beneficiaries from all age groups.

 **30,442** Medical services were provided by mobile clinics (**4,199** Internal diseases, **3,683** gynecological, **3,356** pediatric, **10,232** radiography) In addition, all patients received free medicines.

 **5,457** Cases including **235** men, **2,592** women, **1,638** boys, **893** girls, and **99** infants were treated by the first aid team.

 Field hospital and clinics were equipped by the Water & Rehabilitation Team in cooperation with the ICRC and the Norwegian Red Cross.


6,177 Services were provided by the field hospital: **251** bandage changes, **232** trauma patients (accidents), **121** obstetrics and gynecology, **86** surgical cases, **56** weapon wounds, **45** acute respiratory infections, **45** acute diarrhea, and other **5,341** various cases.


 Psychosocial support point was established in the field hospital that provided:

46 Awareness sessions. **10** Psychological first aid sessions. **41** Recreational activities.

2,660 Affected people attended, including 863 adults, 261 adolescents and 1,536 children.

 The nutrition team conducted a comprehensive periodic scanning for **1,592** children in the clinic. The number of child malnutrition cases was **360**. **30,000** pieces of plumpy nut were distributed.

 The risk education team conducted awareness sessions about the remnants of war and dangerous objects for **1,408** beneficiaries (**15** men, **543** women, **850** children).

 Restoring family links activity was carried out for an unaccompanied child in Al-Hol camp after the death of his mother in Al-Baghuz (Rural of Deir Al-Zour), where the child was reunited and returned to his family in Italy.



EMERGENCY RESPONSE



The following activities were also delivered

81 Health units (Shower).	226 Waste metal containers (100 liter).
324 Latrines.	Installing 46 electrical projectors.
270 Tanks (2m ³).	Installing 50 lighting poles in the reception section.
956 Tents.	Installing an electricity generator (45 KVA) to supply the camp's water desalination plant.
76,515 m³ Water Trucking.	10,806m³ of gravel was dispatched, placed and leveled around the tents and the field hospital.
11,741 m³ Solid waste removed.	
479,163 m³ Drilling & cleaning sewers.	

Distributed Items



FOOD & NUTRITION

1,456,290 Plumpy doz.	125,542 Canned food parcels.
2,482,103 Hot meals.	116,382 Food parcels.

NFI NON-FOOD ITEMS & SHELTER

28,188 Winter clothes.	20 Carpets.
15,420 Blankets.	3,520 Mattresses.
1,100 Plastic sheets.	



WATER AND REHABILITATION

42,000 Baby diapers.	15,940 Soap Bars.	26,000 Brochures.
68,180 Water bottles.	2,000 Hygiene kits.	14,199 Mosquito nets.
20,400 Adult diapers.	26,000 Lice sprays.	4,000 Jerry cans

IDLEB EMERGENCY RESPONSE

1,156,738 Beneficiaries

The continuation of military operations in northern and western rural Hama and southern rural Idlib, in addition to the expansion of conflict-affected areas in the north, led to an increase in population movement towards safer areas in Idlib and western and northern rural Aleppo.

1,294,554 Displaced people.

234,098 Displaced families.

During the Response:

18,461 Beneficiaries from Ariha and Idlib health points.	6 Shelters rehabilitated in Idlib, benefited 1,428 people.
8,853 Beneficiaries from Ariha and Idlib first aid centers.	The water and rehabilitation team installed 24 water tanks (1000 Liter) and 2 water tanks (75,000 Liter) which served 4,090 beneficiaries.
750,201 Hot meals from the collective kitchen delivered to 23,133 beneficiaries.	
326 Infants benefited from the incubator.	

EMERGENCY RESPONSE



Distributed Items

NFI NON-FOOD ITEMS & SHELTER

5,000 NFIs packages distributed to **19,443** beneficiaries, the packages include:

- | | |
|--------------------------|--------------------------------|
| 3 Blankets. | 5Kg Washing powder. |
| 2 Mattresses. | 5Kg Dishwashing liquid. |
| 2 Plastic sheets. | 15 Soap bars. |
| 1 Sleeping mat. | |

WATER AND REHABILITATION

Distributed **249** packages (jerry can and water bucket) to **904** beneficiaries.

Maintenance of the vehicles owned by the Local Councils of Idleb, Binnish and Koreen municipalities, that serve **1,080,100** people.

HAMA EMERGENCY RESPONSE

 **44,250** Beneficiaries

1 - Sinjar Response:

Hama branch in cooperation with Idleb branch responded to **3,200** families (**16,000** people) returned to Sinjar, Sraa, Hawa and Tall Alkaram areas of southern rural Idlib.

Distributed Items

FOOD & NUTRITION

- 2,302** Canned food parcels.
- 2,302** Food parcels.

WATER AND REHABILITATION

- 5,705** Jerry cans
- 400** Baby Diapers (box).
- 3,070** Hygiene kits.

NFI NON-FOOD ITEMS & SHELTER

- | | | |
|-----------------------------|------------------------------|---|
| 14,275 Blankets. | 2,963 Plastic sheets. | 3,300 Winter clothing kits for children. |
| 8,871 Mattresses. | 2,972 Kitchen sets. | 3,000 Summer clothing kits for children. |
| 8,750 Sleeping mats. | | |

2 - Khan Shaykhon Response:

Hama branch in cooperation with Idleb branch responded to **150** families (**750** people) returned to southern rural Idlib (Khan Shaykhon).

Distributed Items

FOOD & NUTRITION

- 100** Food parcels.

WATER AND REHABILITATION

- 74** Jerry cans
- 37** Hygiene kits.

NFI NON-FOOD ITEMS & SHELTER

- | | |
|---------------------------|---------------------------|
| 185 Blankets. | 37 Plastic sheets. |
| 111 Mattresses. | 37 Kitchen sets. |
| 111 Sleeping mats. | |

EMERGENCY RESPONSE



3 - Al-hamra Response:

SARC responded to 3,000 families (15,000 people) returned to Al-Hamra district and its villages.

Distributed Items

NFI NON-FOOD ITEMS & SHELTER

104,200 Candles.	5,300 Mosquito nets.	1,115 Plastic sheets.
13,374 Blankets.	2,605 Men's jackets.	1,115 Kitchen sets.
8,642 Mattresses.	2,605 Women's jackets.	
8,642 Sleeping mats.	2,605 Winter clothing kits for children.	



WATER AND REHABILITATION

3,935 Jerry cans.

4 - Al-Saan Response:

SARC also responded to 2,500 returnee families (12,500 people) in the Al-Saan area.

Distributed Items



FOOD & NUTRITION

6,543 Food parcels.



WATER AND REHABILITATION

2,034 Jerry cans.

NFI NON-FOOD ITEMS & SHELTER

5,085 Blankets.	1,017 Plastic sheets.
3,051 Mattresses.	1,017 Kitchen sets.
3,051 Sleeping mats.	



EMERGENCY RESPONSE



AL-HASAKEH FLOOD RESPONSE

331,450 Beneficiaries

At the end of March 2019, heavy rains fell in vast areas of the governorate reaching 400mm, which led to overflowing rivers and dams.

Flooding intensified as Turkey opened their dams which were close to maximum capacity.

The flood affected areas were Tel Hamis, Rad Chaqra, Jaza'a, Al-Yarubiyah, Tel Barak, Jawadiyeh, Ma'abda, Al-Arishah, Al-Qahtania, Al-Shadada and Merkada.

The results were disastrous. More than 1,000 dunums of lands planted with barley and wheat were destroyed.

5,000 houses and six bridges were damaged or destroyed along with loss of livestock and poultry.



57,143 Affected families.



331,450 Affected people including

500 Displaced families hosted by the local community

Most affected were farmers and livestock farmers from the local community, as well as IDPs in the Arishah camp.

During the response:

Distributed Items



FOOD & NUTRITION

33,574 Canned food parcels.

34,888 Food parcels.

7,758 Flour bags.

123,810 Plumpy doz.

NFI NON-FOOD ITEMS & SHELTER

8,000 Blankets.

1,500 Mattresses.

900 Plastic sheets.

17,500 Clothing kits for children.



WATER AND REHABILITATION

21,600 Baby diapers.

16,000 Adult diapers.

30,000 Hygiene kits.

2,350 Jerry cans.



PROTECTION 20,882 Dignity kits.

200 Medical services provided by mobile medical unit.

150 Malnutrition cases monitored and treated.

47 Mine risk educational sessions conducted by risk education team.

2,751 Beneficiaries from all age groups.

1,163 Informational brochures distributed.

The health promotion team launched **20** activities about personal hygiene, diarrheal diseases, leishmaniasis, safe water chain and lice for **4,000** beneficiaries from all age groups.



Psychosocial services provided to **15,090** beneficiaries.

3,416 Beneficiaries received psychological first aid sessions.

1,156 Beneficiaries joined self-learning activities.

6,131 Beneficiaries received awareness sessions.

4,387 Beneficiaries joined recreational activities.



The livelihoods team in cooperation with the ICRC distributed grants (summer and winter seeds, liquid fertilizers, 500m drip irrigation network and agricultural tools) to **500** beneficiaries.

EMERGENCY RESPONSE



NORTH EAST RESPONSE

271,445 Beneficiaries

At the beginning of October, the military operations increased in the northeast of Syria, and the cities of Ras Al-Ain, Al-Durbasiyah, Al-Qamishli, Rumailan, Al-Malikiyah, and Amouda were heavily targeted. People, out of panic, initially fled to cities and villages of Ras Al-Ain in the southern countryside, while others fled to Al-Qamishli. In the days following the initial displacement, families moved to more stable areas to settle in shelters or at the host community. The response was highly complicated due to the separation of within families, who decided to keep some members at home for fear of theft and damage to their belongings, while the rest left to safer areas.

271,445 Displaced people.

54,289 Displaced families.

During the response:

Psychosocial services provided to **29,837** beneficiaries.

27,167 Beneficiaries received psychological first aid sessions.

1,886 Beneficiaries received awareness sessions.

703 Beneficiaries joined recreational activities.

55 Beneficiaries received medical referrals.

26 Referrals provided to people with disabilities.

Risk education team conducted:

6 Awareness sessions for 220 beneficiaries.

WASH team carries out distribution of:

4,398 m³ Water trucking. **40** Water tanks.

4600 Barrels (Water storage) to Al-Arisha camp.



The team distributed clean water in Al-Hasakah and repaired the Allouk water station.

An emergency point equipped with two ambulances was opened in Al-Qamishli that together with Al-Hasakeh ambulance center, responded to 7,569 cases.

86 people were evacuated by the Syrian Arab Red Crescent team from Mabrouka camp to Al-Arishah camp.

1,043 Medical services provided by the mobile clinics including **501** for Internal diseases, **542** child treatment in addition to the pharmacy services.

2,258 Patients received clinic services in Al-Hasakah and Al-Qamishli.

11 Cases of body transfers from Ras Al-Ain carried out by the disaster management team.

EMERGENCY RESPONSE



Distributed Items

 **FOOD & NUTRITION**

- 27,798** Canned food parcels.
- 52,787** Food parcels.
- 31,207** Flour bags.
- 5,100** Plumpy doz.
- 24,000** Date biscuit.

 **WATER AND REHABILITATION**

- 21,311** Hygiene kits.
- 1,920** Baby Diapers (box).
- 3,780** Adult Diapers (box).

NFI NON-FOOD ITEMS & SHELTER

- 56,732** Blankets.
- 14,837** Mattresses.
- 10,410** Sleeping mats.
- 10,530** Carpets.
- 8,527** Winter clothing kits for children.
- 6,175** Plastic sheets.
- 217** Kitchen sets.
- 3** Tents.
- 603** Solar charger.



CONVOYS



Under its mandate to alleviate human suffering in hard-to-reach areas, SARC delivered **256** convoys with life-saving multi-sectoral humanitarian assistance in collaboration with Movement partners and the UN Agencies.



Convoys 256



Trucks 1,577




Volunteers 1,692
WHO CARRIED OUT
5,015 SHIFTS





People reached
2,444,215




In 2019, SARC had delivered convoys to four governorates: Dar'a, Aleppo, Rural Damascus and Deir-ez-Zor.

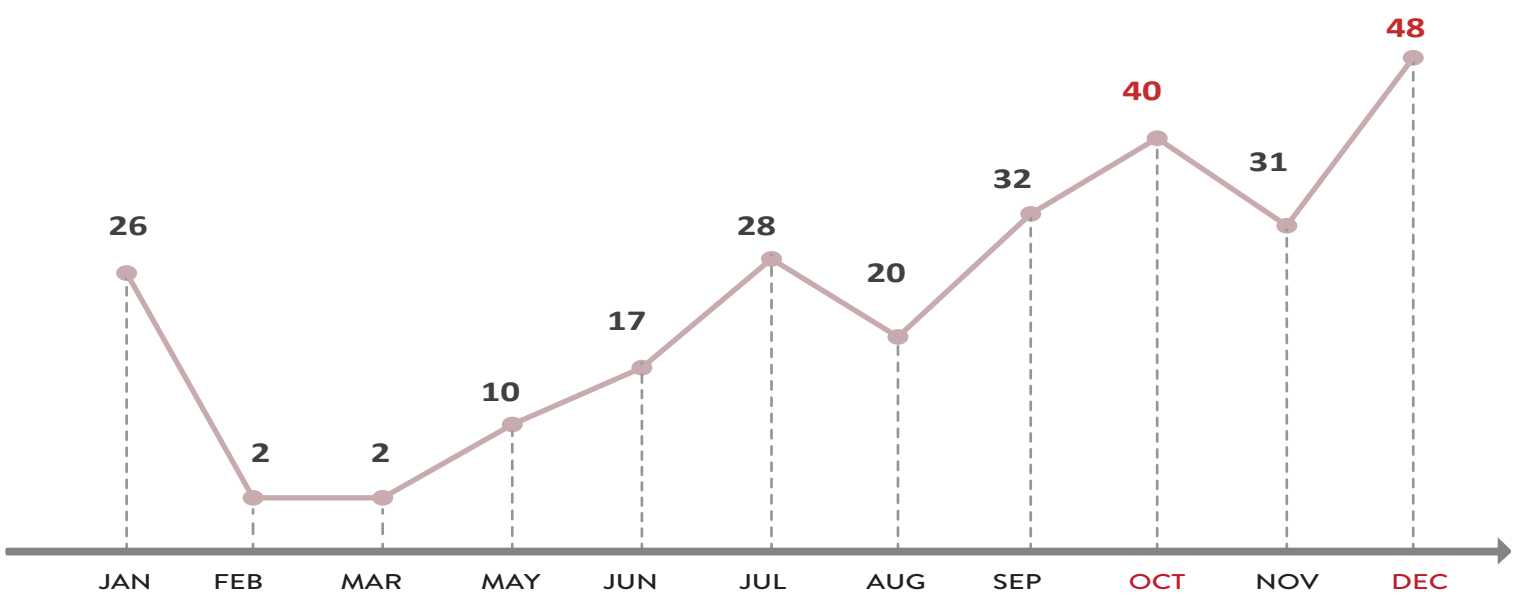
 **252** Convoys to Dar'a using **1,355** trucks.
Covered needs in Food, NFI, WASH and Nutrition sectors.

 **Two** convoys to Rural Damascus (Rukban camp) using **179** trucks.
Covered needs in Food, NFI, WASH, Health, Nutrition, Education and Protection sectors.

 **One** convoy to Aleppo using **37** trucks.
Covered needs in Food, NFI, WASH, Health, Nutrition, Education and Protection sectors.

 **One** convoy to Deir-ez-Zor using **6** trucks.
Covered needs in Food, NFI, WASH and Nutrition sectors.

No. CONVOYS BY MONTH:



CONVOYS



DISTRIBUTED ITEMS

NFI NON-FOOD ITEMS & SHELTER

46,744 Blankets 8,345 Kitchen sets
 16,690 Sleeping mats 4,466 Mattresses
 10,435 Plastic sheets

NUTRITION

2,763,996 Packets of peanut butters
 5,158 Boxes of high energy biscuits
 2,576 Date Biscuits

WASH

39,690 Boxes of diapers 18,900 Jerry cans
 24,645 Hygiene kits 11 Water tanks

EDUCATION

13,000 School bags 300 School in a box
 8,000 School books

PROTECTION

24,000 Brochures
 1,088 Recreational kits

FOOD & AGRICULTURE

499,040 Food parcels & canned food parcels

HEALTH

SARC delivered medication that covered the needs of 91,725 people





EVACUATION

In 2019, evacuation targeted families coming out of Al-Rukban camp. SARC teams met families at the crossing point and provided them with emergency services including First aid, Health care, Food, and Non-Food items. Other teams accompanied them to shelters in Homs, which had been equipped by SARC teams.

KEY FIGURES:

No. evacuations
36

No. people evacuated
19,443

No. staff & volunteers
100

DETAILS OF INTERVENTION:

36 Evacuations. **19,443** People evacuated.

75 Volunteers and **25** staff from all departments worked on a daily bases.

39 Vehicles used in the evacuations.

Truck 15 **Service car 10** **Ambulance 7**

MHU 5 **Water truck 2**

- **First aid services** were provided to **980** people:

381 On-the-spot treatment.

599 Transportation.

- **Medical services** provided to **9,492** people by the Rural Damascus branch team at the crossing point, and by the Homs branch team in shelters.

2,702 Cases of internal clinics.

3,831 Cases in pediatric clinics.

2,959 Cases in gynecological clinics.

- **Psychosocial Support Teams** in Homs branch provided services to **8,247** beneficiaries in shelters.

2,683 Beneficiaries of recreational activities.

2,275 Beneficiaries of awareness of the remnants of war.

2,025 Beneficiaries of awareness messages.

374 Beneficiaries of psychological first aid.

424 External referral.

466 Internal referral.

- **Medical Mobile Team** in Homs branch provided services to **3,551** beneficiaries in shelters.

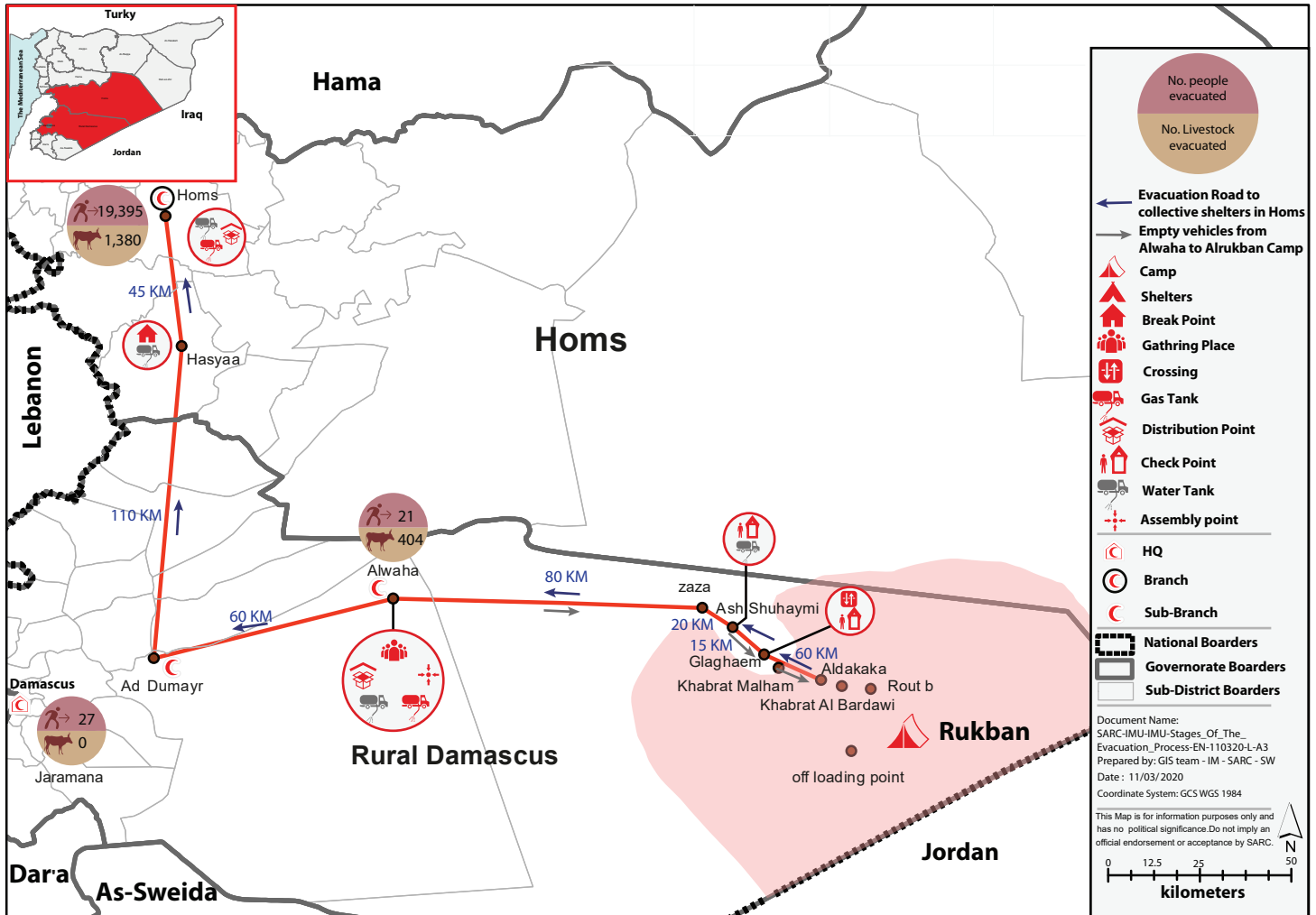
- Seven babies were delivered to **SARC Hospital in Homs**, in addition to a pregnant mother who transferred by Rural Damascus first aid team from the cross point to Al Qutayfah Hospital for the delivery.

❖ No. of Distributed Items:

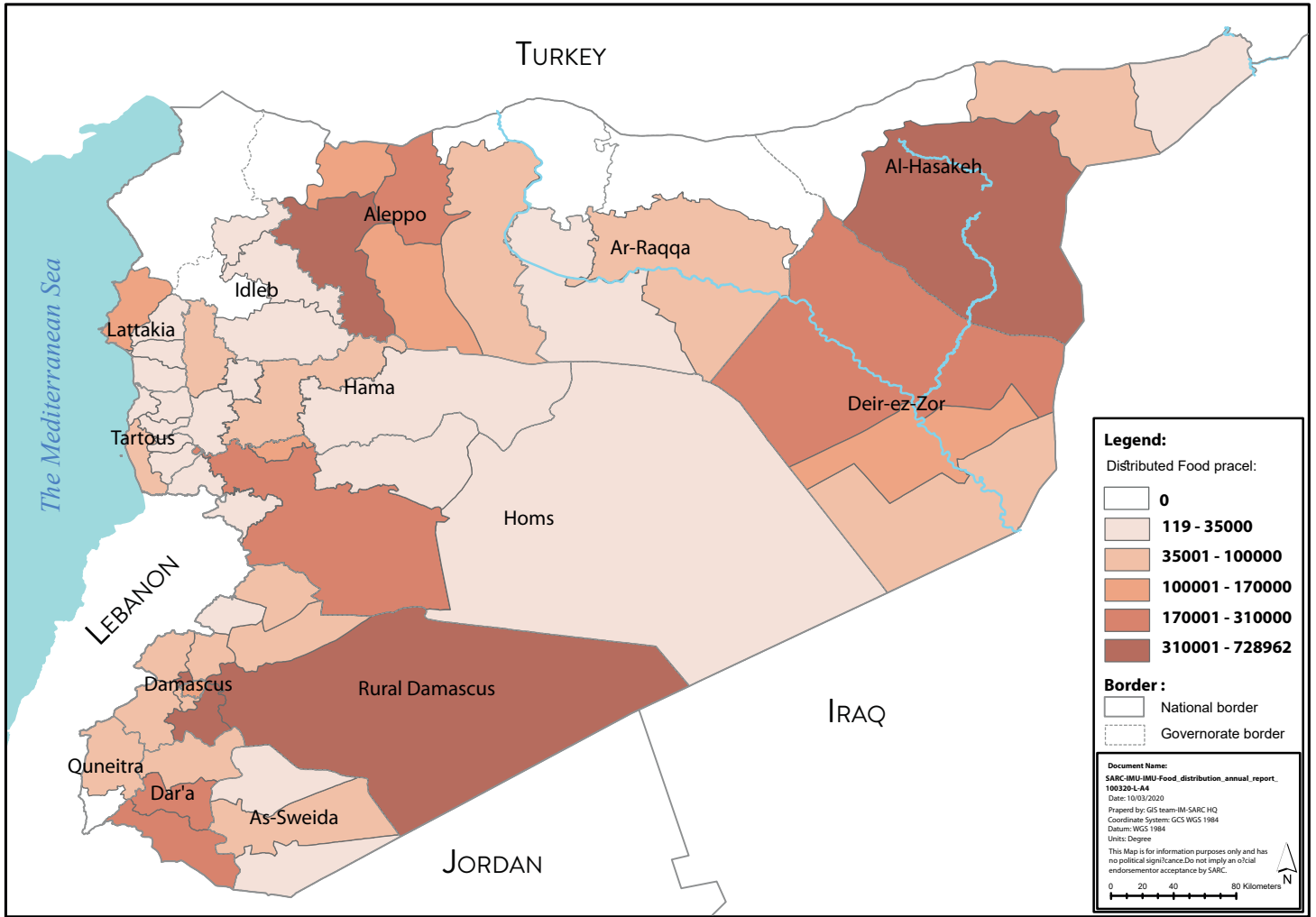
Relief items distributed at the crossing point and in shelters to the people evacuated

174,327 Peanut butter	2,762 Kitchen sets
91,005 Bread portions	2,481 Sanitary Napkins
40,818 Date bars	1,913 Anti lice shampoo
31,159 Water bottles	1,205 Hot meals
27,537 Blankets	952 Food Parcel
19,207 Cleaning items	547 Quilts
17,987 Mattresses	528 Tarpaulins
14,280 HEP-Energy Biscuits	463 Personal Care Kits
12,656 Plastic mats	327 Napkins
10,962 Soap Bars	271 Sleeping bags
10,436 Hygiene Kits	189 Kids winter clothes
10,201 Canned food parcels	34 Shelter kits
8,774 Diapers	24 Wheelchairs
2,993 Jerrycans	15 Rechargeble fans
2,776 Solar lanterns	

EVACUATION



FOOD AND AGRICULTURE



Legend:

Distributed Food parcel:

- 0
- 119 - 35000
- 35001 - 100000
- 100001 - 170000
- 170001 - 310000
- 310001 - 728962

Border:

- National border
- Governorate border

Document Name:
SARC-IMU-IMU-Food_distribution_annual_report_100320-1-44
Date: 10/03/2020
Prepared by: GIS team-IM-SARC HQ
Coordinate System: GCS WGS 1984
Datum: WGS 1984
Units: Degree

This Map is for information purposes only and has no political significance. Do not imply an official endorsement or acceptance by SARC.

0 20 40 80 Kilometers

FOOD ITEMS

Total Number of Food Parcels & Canned Food Parcels Distributed **5.5M**

Total Number of Beneficiaries **6.3M**

360K Canned Food Parcels

5.1M Food Parcels



BREAD PROJECT

Bread project was implemented in Aleppo.

4,405,455
Bread portion distributed

COLLECTIVE KITCHENS

Total Number of Collective Kitchens **8**

- Homs (1)
- Aleppo (2)
- Idleb (1)
- Rural Damascus (3)
- Al-Hasakeh (1)

8 Kitchens
Providing hot meals daily to
37.8K Beneficiaries

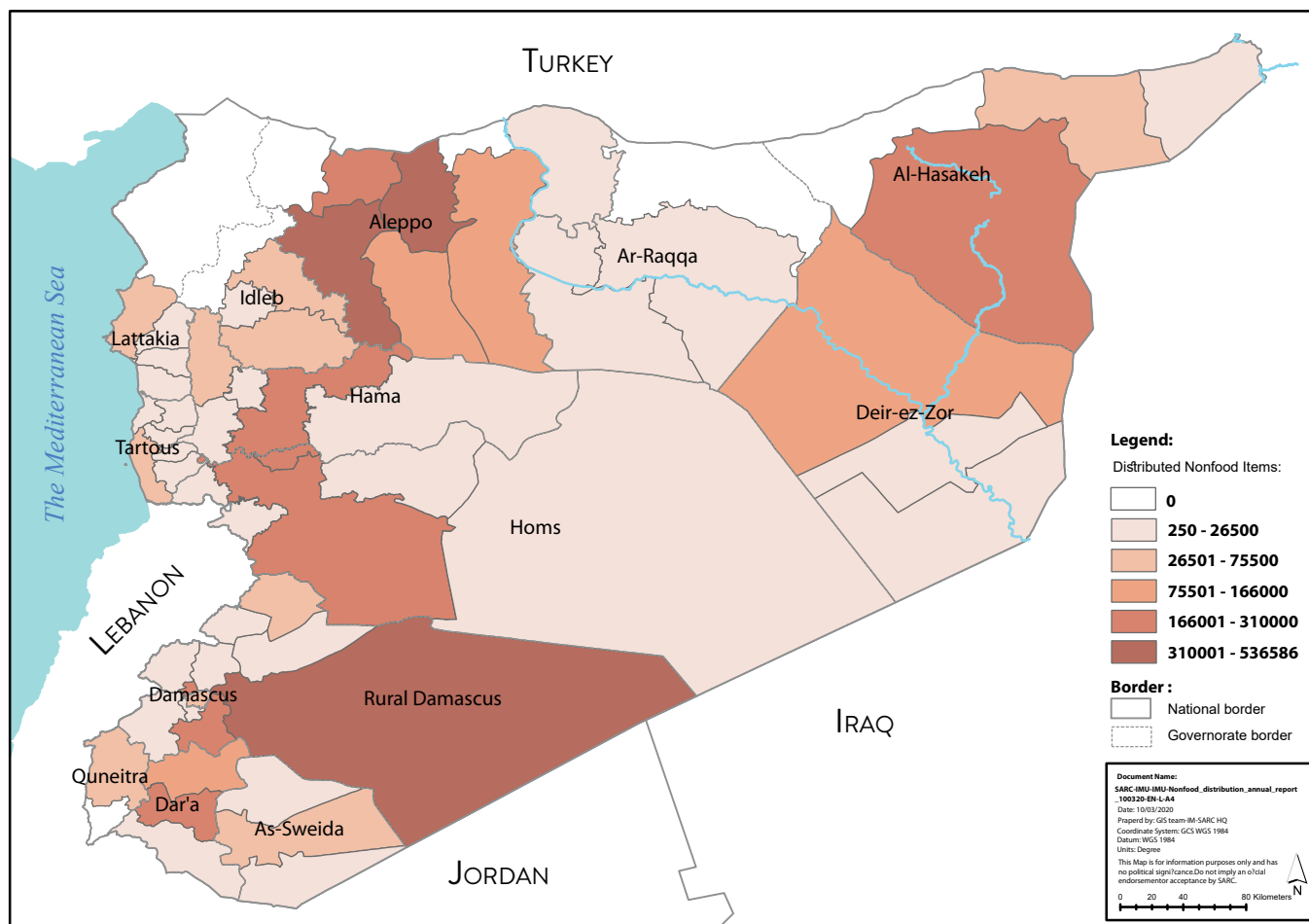
Total Amount of Items used in Collective Kitchens:

SALT	23K	LENTILS	150K
SUGAR	83K	RICE	476K
GHEE	64K	PASTA	74K
BULGHUR	188K	BEANS	104K
MIXED VEG.	55K piece	TOMATO PASTE	110K piece
VEG.OIL	167K Liter		

K: Number in Thousand KG

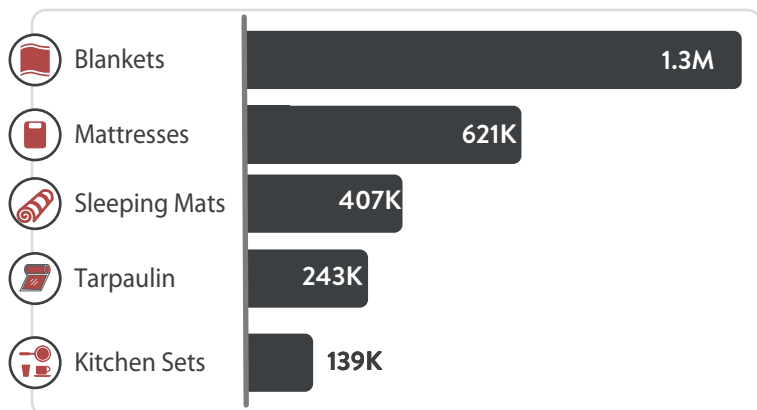


NON-FOOD ITEMS & SHELTERS



NON-FOOD ITEMS

Total Number of distributed NFIs **2.7M**
 Total Number of Beneficiaries Received NFIs **5.1M**



SHELTERS

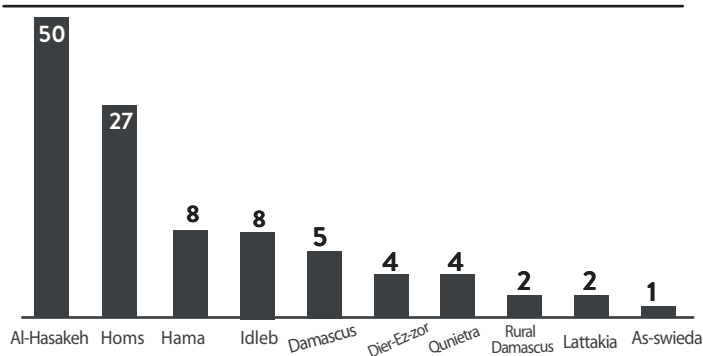
Total number of shelters in all governorates served by SARC **111**

111 Shelters
 Provided to
11K Families

The services and activities provided in shelters include:

- Water and Sanitation services: shelters are fully equipped with the necessary materials in order to improve families' living conditions.
- Distributing relief items.
- Ready-to-eat meals and bread portions in many shelters.
- Emergency and basic healthcare and medication through SARC Mobile Health Units, Medical Mobile Teams, Medical Clinics and Emergency Health Points.
- Health awareness activities.
- Psychosocial support activities.
- Informal educational activities.

No. shelters based on Governorates:




HEALTH




SARC Medical Services Department is working to provide health services through its health facilities and health projects (hospitals, clinics, emergency health points (EHPs), First aid (FA) centers, physiotherapy centers, prosthesis centers, mental health clinics, nutrition clinics, mobile medical teams (MMTs), CBHFA.


The services are provided for free to the most vulnerable population including:



Returnees



Displaced



Host community

Mobile health units provided health services to beneficiaries in remote and unserved areas, and play a major role in alleviating the suffering of people, especially children, women and the elderly.

FA services are available 24/7, well-trained volunteers with standard equipped ambulances are ready to respond to all emergencies and medical cases.

The Physiotherapy project serves people with disabilities through physiotherapy sessions, assistive devices, mobility aids, and home modifications.

Medical mobile teams (MMTs) and community based health and first aid volunteers (CBHFA) work on health awareness, behavioral change services, pregnancy and family planning services, and other community services.

In some facilities, SARC provide specialty services:

- Kidney dialysis
- Mammography
- Radiography
- CT scans
- Prosthesis
- Newborn incubators

Total number of **medical services** provided during 2019: **3,363,971**

 **1,207,884** Medical services in 47 clinics.

 **476,762** Medical services in 12 emergency health points (EHPs).

 **228,510** Medical services through 29 mobile health units (MHUs).


 **359,606** Medical services through 29 medical mobile teams (MMTs).


 **123,648** Services in 45 first-aid centers.


 **71,036** Medical services in 2 Hospitals.


 **119,703** Beneficiaries in 12 nutrition centers.

 **15,270** Medical services in 6 mental health clinics.

 **15,730** Physiotherapy services in 18 PTMT* and 2 centers. 828 devices: wheelchairs, walkers, crutches, air mattresses, and toilet chairs.

 **765** Artificial limbs in prosthesis center.

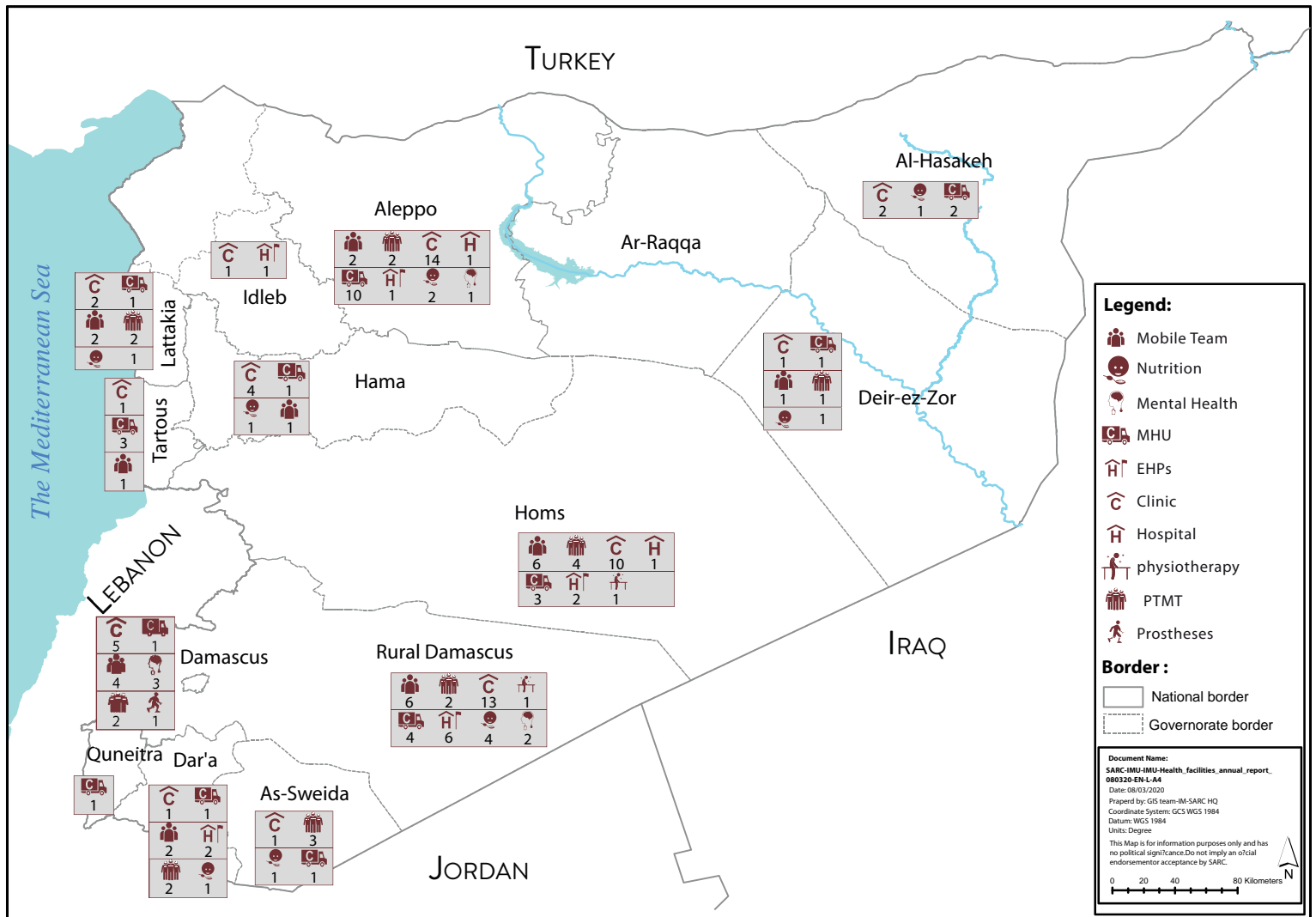
 **744,403** CBHFA services through 300 volunteers.

 **654** Beneficiaries from newborn incubation services

HEALTH



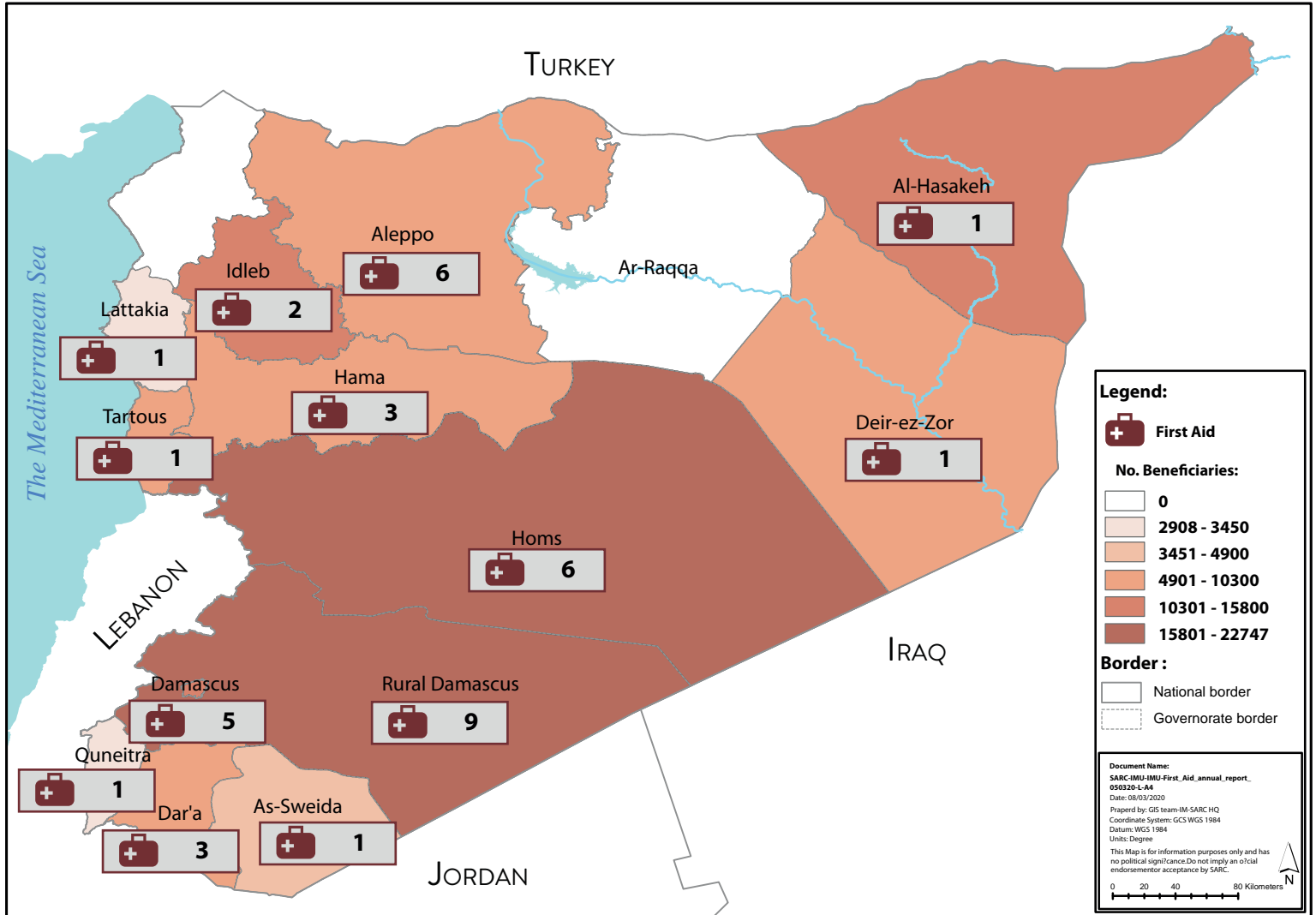
SARC HEALTH FACILITIES MAP:



HEALTH



SARC FIRST AID MAP:



HEALTH: NUTRITION



KEY FIGURES:



No. beneficiaries

128,100



No. staff & volunteers

65



No. clinics

13 SARC Nutrition clinics in 8 SARC branches

NUTRITION CLINICS & MOBILE TEAMS

As of the last two quarters of 2019, a SARC Nutrition Program was developed, integrating various nutrition projects. The Nutrition Program includes the following services:

- Medical equipment, medicines and nutrition supplements.
- Outreach community screening to identify urgent cases and provide nutrition services to prevent malnutrition especially in children.
- Covering the cost of Community-based Management of Acute Malnutrition (CMAM) cases with medical complications to be hospitalized for stabilization. (This is through the SARC Aleppo Children's Hospital).
- Referral system for Severe Acute Malnutrition (SAM) cases with complications by coordination with MOH to refer the cases to their CMAM Centers and follow up by the Nutrition team to ensure that they are recovered.
- Implementing nutrition vouchers in cooperation with ADRA for nutrition beneficiaries.

SARC provided nutritional services through **13 clinics** and **mobile teams** to children and pregnant and lactating mothers in **8 governorates**:

Aleppo, Al-Hasakeh, As-Sweida, Dara, Deir-ez-Zor, Rural Damascus, Hama and Lattakia.

Nutrition Clinic teams consist of:

Pediatrician, nutritionist and 3 volunteers.



10 pediatricians are supported by the (CRC) Canadian Red Cross, with **6** working full time and **4** working part-time.



Total No. nutritionists **6**

Services provided:

- Screening and awareness
- Prevention supplements (Plumpy Doz and HEP-Energy Biscuits).
- Malnutrition treatment and medicines
Plumpy Sup: To treat Moderate Acute Malnutrition (MAM) cases.
Plumpy Nut: To treat SAM cases.
- Referral SAM Cases with complication to CMAM Centers belongs to MOH
- Multivitamins and minerals, micronutrients to treat Pregnant & Lactating Women (PLW) and Children.

HEALTH: NUTRITION



Total Number of Beneficiaries **128,100**



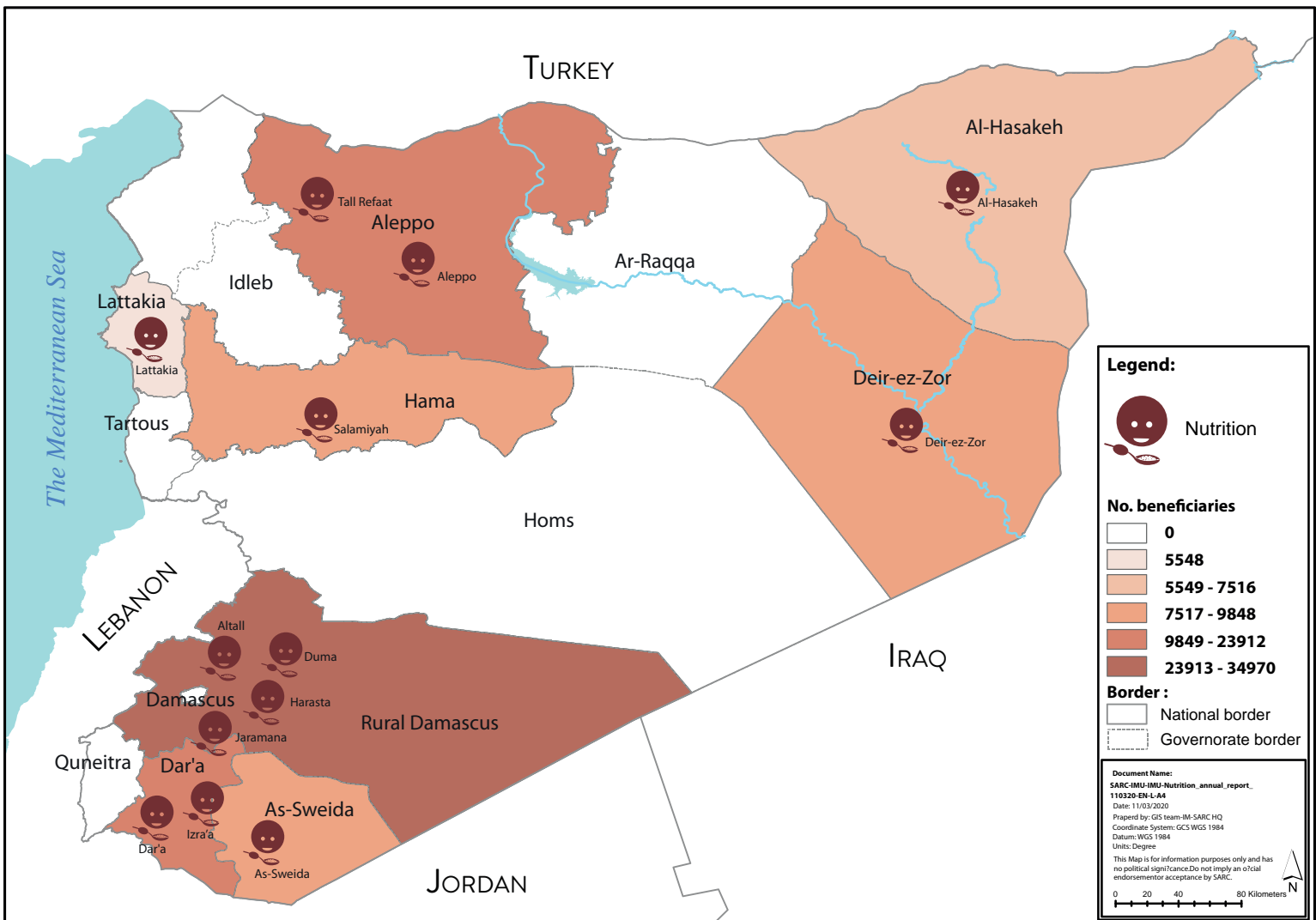
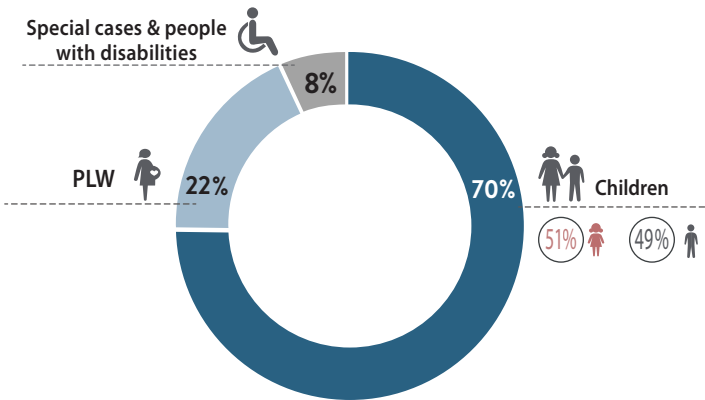
89,786 Children.



27,733 Pregnant & Lactating Women - PLW.



10,581 Special cases and people with disabilities.



COMMUNITY SERVICES



The Community Services Unit adopts a comprehensive approach that aims to create strong, resilient and self-sufficient individuals who can contribute positively to their families and communities.

Services are provided through community centers and mobile teams targeting the most vulnerable groups, especially children, adolescents and caregivers through a variety of activities. This includes case management and the workshops on flexibility and life skills and the impact of the crisis in all provinces.

SEMI STRUCTURED ACTIVITIES:

RECREATIONAL ACTIVITIES:

Aimed at children between the ages of **5 - 17**.

Providing a safe space for children to play and helping them to establish links with others and contribute to their self-confidence.

STRUCTURED ACTIVITIES:

LIFE SKILLS SESSIONS:

Aimed at adolescents & youth between the ages of **14 - 24**.

Includes **13** sessions on various topics including thinking skills, youth initiatives and critical thinking.

YOUTH INITIATIVE:

Taking up ideas and activities proposed by adolescents and youth participating in life skills sessions. This aims to help participants to become empowered because this segment of the population plays an important role in the community.

RESILIENCE SESSIONS:

Aimed at children between the ages of **10 - 18**.

These sessions aim to improve the psychosocial well-being of children and caregivers. Sessions cover protection, self confidence and responses to violence.



KEY FIGURES:



No. beneficiaries

370,265



No. community services

935,709



No. staff & volunteers

800

AWARENESS SESSIONS:

● RISK EDUCATION SESSIONS:

In order to reduce the risks of explosive remnants of war, awareness sessions are provided to for residents living in areas contaminated with mines and explosives.

Education methods include: visual books, magazines, plays and posters.

● CHILD PROTECTION SESSIONS:

Sessions provided by volunteers and specialists to raise awareness about child protection issues.

Sessions topics: early marriage, violence, child labor, exploitation are among the issues presented to all age groups.

VOCATIONAL TRAINING:

Aimed at adults and caregivers over the age of **16**.

People are supported to develop skills and expertise that will help them in their future work and in order to promote sustainability of livelihoods and communities.

INFORMAL EDUCATIONAL ACTIVITIES:

- Remedial Classes
- Back to learning campaigns
- Informal support classes
- Literacy classes

CASE MANAGEMENT:

The case management approach is used where the case manager assesses, assigns, monitors and develops an intervention and referral plan by mapping social services and assisting them in networking with services in the SARC and other local NGOs.

COMMUNITY SERVICES





MAINSTREAMING PSS & PROTECTION PRINCIPLES:

- Support to health care practitioners in SARC clinics, EHPs, hospitals, physiotherapy, medical mobile teams aimed at alleviating burden on health workers.
- Support to DM, FA and relief teams when carrying out their humanitarian duties.

SERVICES

Community services were provided in **13** governorates.

-  **41** Mobile teams, provided **687,612** services.
-  **13** Community centers, without active outreach provided **248,097** services.

At the beginning of 2019:

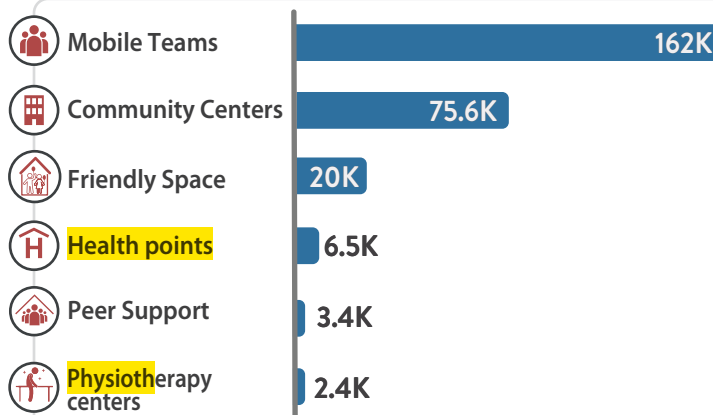
The community projects started providing psychosocial support services within the medical points.

Technical supervision was also initiated by the project on psychological and social support services within physiotherapy centers.

PEER SUPPORT SERVICES:

These services were re-launched in June 2019. It aims to provide support to staff and volunteers throughout SARC to deal with the psychological pressures they are experiencing through capacity-building and peer-to-peer support.

BENEFICIARIES



COMMUNITY SERVICES ACTIVITIES DURING RESPONSES

Several community services were provided in the responses implemented by SARC. The services provided during Al-Rukban Response, and the flood Response in Al-Hasaka.

The most important activities and services provided:

- Recreational Activities
- Risk Education Sessions
- Case management
- Psychological First Aid (PFA)
- Awareness sessions
- Educational activities

Psychological first aid (PFA) is a method of helping people in distress so they feel calm and supported to cope better with their challenges and assisting them to manage their situation and make informed decisions.

The basis of psychological first aid is caring about the person in distress and showing empathy.

It involves paying attention to reactions, active listening, and, if needed, practical assistance, such as problem-solving, help to access basic needs, or referring to further options for assistance.



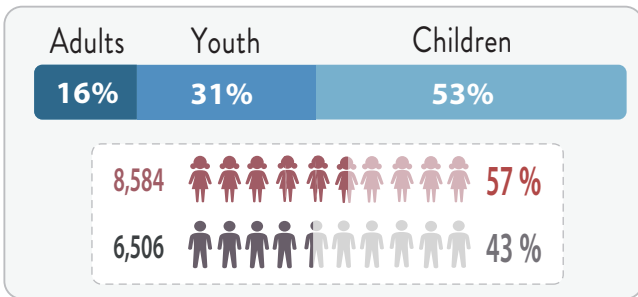
COMMUNITY SERVICES



FLOOD RESPONSE

Total Number of beneficiaries **15,090**

- Beneficiaries of awareness sessions **6,131**
- Beneficiaries of recreational activities **4,387**
- Beneficiaries of psychosocial first aid **3,416**
- Beneficiaries of educational activities **1,156**

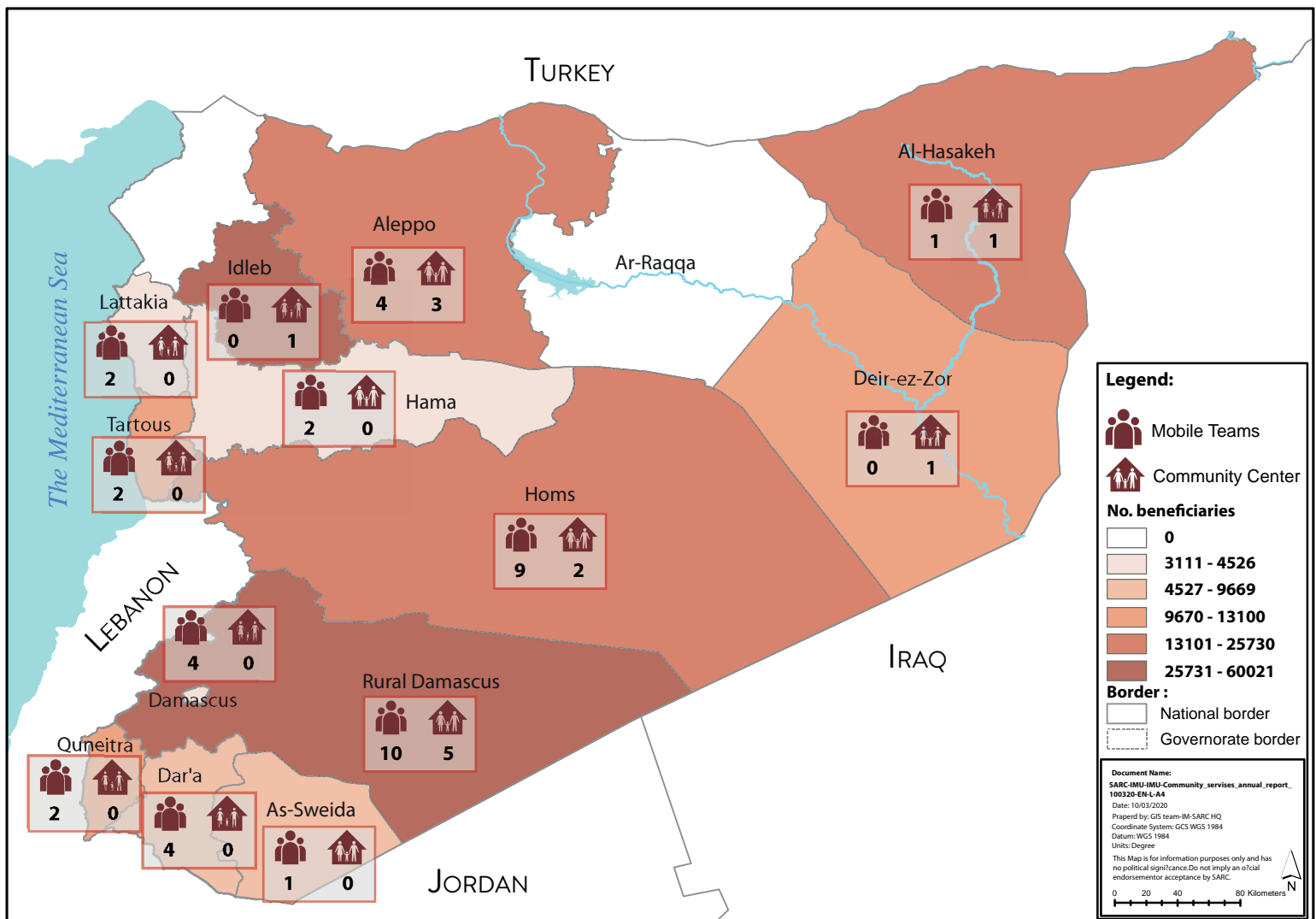
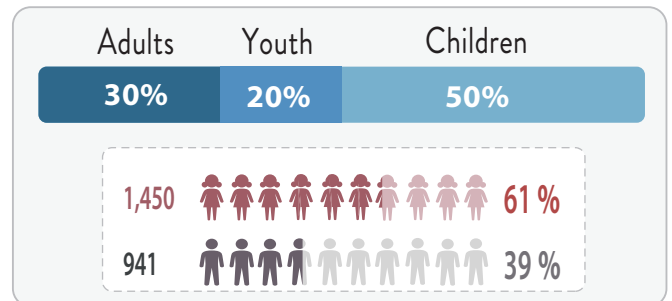


AL-RUKBAN RESPONSE

Total Number of beneficiaries **2,391**

- Beneficiaries of recreational activities **1,156**
- Beneficiaries of awareness sessions **1,025**
- Beneficiaries of case management **210**

Protection bracelets were distributed to **118** children who left the camp.



Legend:

- Mobile Teams
- Community Center

No. beneficiaries

- 0
- 3111 - 4526
- 4527 - 9669
- 9670 - 13100
- 13101 - 25730
- 25731 - 60021

Border:

- National border
- Governorate border

Document Name: SARC-IMU-IMU-Community_services_annual_report_100320-EN-L-A4
Date: 10/03/2020
Prepared by: GIS team-IM-SARC-HQ
Coordinate System: GCS WGS 1984
Datum: WGS 1984
Units: Degree
This Map is for information purposes only and has no political significance. Do not imply an official endorsement or acceptance by SARC.

0 20 40 80 Kilometers

HUMANITARIAN SUPPORT PROJECT



The **Humanitarian Support Project** is a partnership between SARC and The United Nations High Commissioner for Refugees (UNHCR), which provides affected Syrian families with support and humanitarian aid, and works within the **protection, health and shelter sectors**.

The project includes **22 community centers & satellite centers** located in **11 governorates** in addition to the administration in Damascus governorate and the **Legal Services** department which operates in **14 governorates**. The project also supports **9 clinics** which provide medical services in **4 governorates**.

KEY FIGURES:



No. beneficiaries
856,611



66%



34%



14 Community centers and 8 satellite centers in **10** Governorates



9 Clinics in **4** Governorates



No. staff & ORVs & legal ORVs
1,684

PROTECTION SECTOR:



CHILD PROTECTION

73,696
Beneficiaries

- 48** Committees\Groups
- 2,727** CP case management
- 2,092** Awareness sessions
- 39,774** Beneficiaries of awareness sessions
- 1,202** Recreational events
- 31,195** Beneficiaries of recreational events



PSYCHOSOCIAL SUPPORT

55,984
Beneficiaries

- 409** Children with special needs receiving Specific Support
- 6,533** PSS case management, PSS group, and referrals.
- 2,406** Recreational events (Including awareness)
- 46,636** Beneficiaries of awareness sessions & recreational activities

COMMUNITY MOBILIZATION:

- 126** Community-led initiatives (CLIs).
- 15** Group community-led initiative trained (GCLIs).
- 5** Community-based organization (CBO).
- 11** Community-based organization trained (CBO trained).



SEX AND GENDER BASED VIOLENCE (SGBV)

43,954
Beneficiaries

- 590** Reported SGBV incidents that received psychological counselling
- 1,437** Awareness sessions about SGBV
- 33,891** Beneficiaries of awareness sessions
- 8,036** SGBV kits distributed during awareness sessions



LIVELIHOOD

1,888
Beneficiaries

1,888 Vocational Training Courses: entrepreneurship/ business training, startup small business projects, and vocational toolkits.



LEGAL SERVICES

177,678
Beneficiaries

- 97** Legal Out-Reach Volunteers (ORVs)
- 146** Lawyers
- 3,730** Awareness sessions
- 78,187** Beneficiaries of awareness sessions
- 82,629** Legal consultations
- 7,963** Legal interventions before courts
- 8,774** Legal interventions before administrative bodies
- 125** Legal staff trained

HUMANITARIAN SUPPORT PROJECT



EDUCATION

22,425
Beneficiaries

- 3,426 Homework cafe
- 17,088 Accelerated learning program & summer camps
- 1,911 Dropped-out students integrated into formal education

IN-KIND ASSISTANCE

15,330
Beneficiaries

- 5,103 Medical in-kind items
- 10,227 General in-kind items

OUTREACH VOLUNTEERS (ORVs).

459

SHELTER SECTOR:

250,442
Beneficiaries

- 14,952 Shelter kits, shelter materials and emergency shelter provided
- 235,490 Households receiving core relief items & seasonal support.

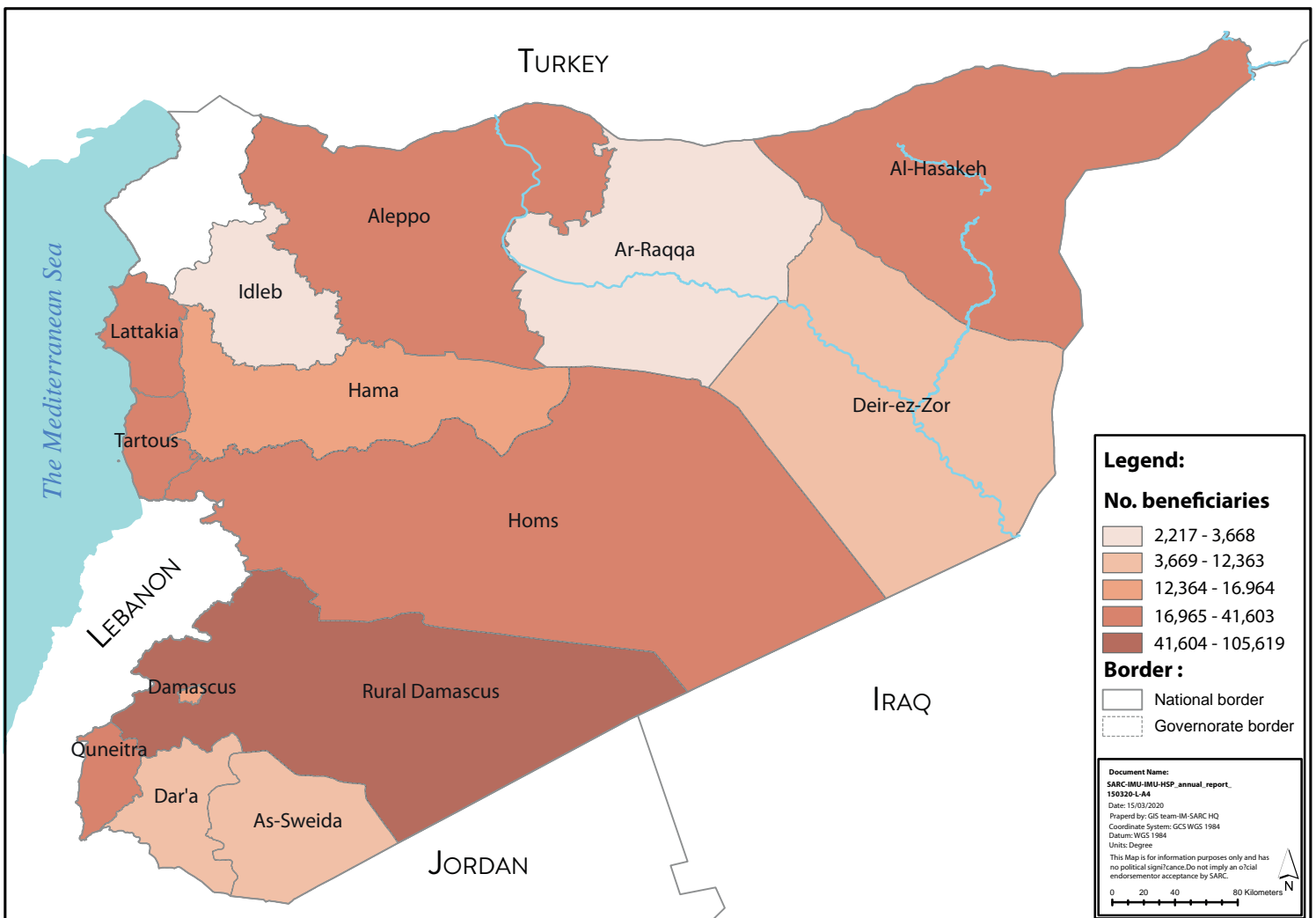
MEDICAL SECTOR:

Primary health care services: the program provides medical consultations and medical awareness sessions.



Total number of beneficiaries **217,620**

Damascus	Rural Damascus	Aleppo	Homs
70,353 Beneficiaries	55,808 Beneficiaries	77,554 Beneficiaries	13,905 Beneficiaries
83,589 Services	62,678 Services	78,439 Services	14,335 Services



LIVELIHOODS



KEY FIGURES:

No. beneficiaries
82,767

No. livelihood projects
91

No. staff & volunteers
231

LIVELIHOODS INTERVENTIONS

Livelihoods support to restore agricultural activities:

This intervention targets families and communities that depend on agriculture as the main source of income through the distribution of agricultural inputs including vegetable seeds, wheat seeds, barley, fertilizers, irrigation nets and agricultural tools.

Distribution of livestock:

This intervention aims to support families with previous experience in the field of livestock and poultry to restore their livelihoods by providing them with livestock inputs including pregnant ewes, poultry, feed, vaccines, and veterinary services.

Community projects

This intervention seeks to contribute to restoring livelihoods in affected communities and reducing their vulnerability by providing support for the public benefit of society.

Supporting micro economic initiatives:

Aims to support beneficiaries to establish income -generating activities by providing them with productive inputs.

Vocational training:

This intervention aims to support the affected people by employing their expertise and providing them with new skills that enable them to restore sustainable and income-generating activities.

LIVELIHOODS PROJECTS

Home gardening project:

Beneficiaries Targeted 40,700

The grant was started in 2018 and continues during 2019.

	Beneficiaries reached	35,338
	No. assessment forms	3,722
	No. monitoring forms	1,831
	No. impact surveys	1,674

Seeds & fertilizers project:

Beneficiaries Targeted 58,000

The grant was started in 2018 and continues during 2019.

	Beneficiaries reached	40,861
	No. assessment forms	2,879
	No. monitoring forms	437
	No. impact surveys	377

Sheep & feed project:

Beneficiaries Targeted 1,400

The project was conducted in 2018 and follow up it in 2019 by monitoring the health of ewes and providing vaccines and feed.

	No. assessment forms	1,933
	No. monitoring forms	8,120
	No. impact surveys	900

Agricultural & livelihood assistance

Beneficiaries Targeted 2,800

The assistance includes poultry and home gardening.

	Beneficiaries reached	2,800
	No. assessment forms	945
	No. monitoring forms	1,875
	No. impact surveys	223

LIVELIHOODS



Poultry project:

Beneficiaries Targeted 400

	Beneficiaries reached	400
	No. assessment forms	833
	No. monitoring forms	1,948
	No. impact surveys	351

MEI (Micro Economic Initiative)

Beneficiaries Targeted 1,724

	Beneficiaries reached	1,444
	No. assessment forms	4,852
	No. monitoring forms	3,058

Supporting fruit trees farmers (Agro tools & seeds):

Beneficiaries Targeted 912

	Beneficiaries reached	712
	No. assessment forms	1,367
	No. monitoring forms	227

Green Houses

Beneficiaries Targeted 100

	No. assessment forms	170
--	----------------------	-----

Community projects

Beneficiaries Targeted 606

	Beneficiaries reached	606
	233 persons benefited from 57 water pumps.	
	373 persons benefited from 34 water generators.	
	No. assessment forms	466
	No. monitoring forms	71
	No. impact surveys	232

Vocational training

Beneficiaries Targeted 729

The project was started in 2018 and continues during 2019.

	Beneficiaries reached	431
	No. assessment forms	2,504
	No. monitoring forms	1,001
	No. impact surveys	100

Tailoring project:

Beneficiaries Targeted 105

The project was started in 2018 and continues during 2019.

	Beneficiaries reached	105
	No. assessment forms	88
	No. monitoring forms	75

BENEFICIARIES TYPE

People affected 34,153

Local community 41,944

Returnees 4,470

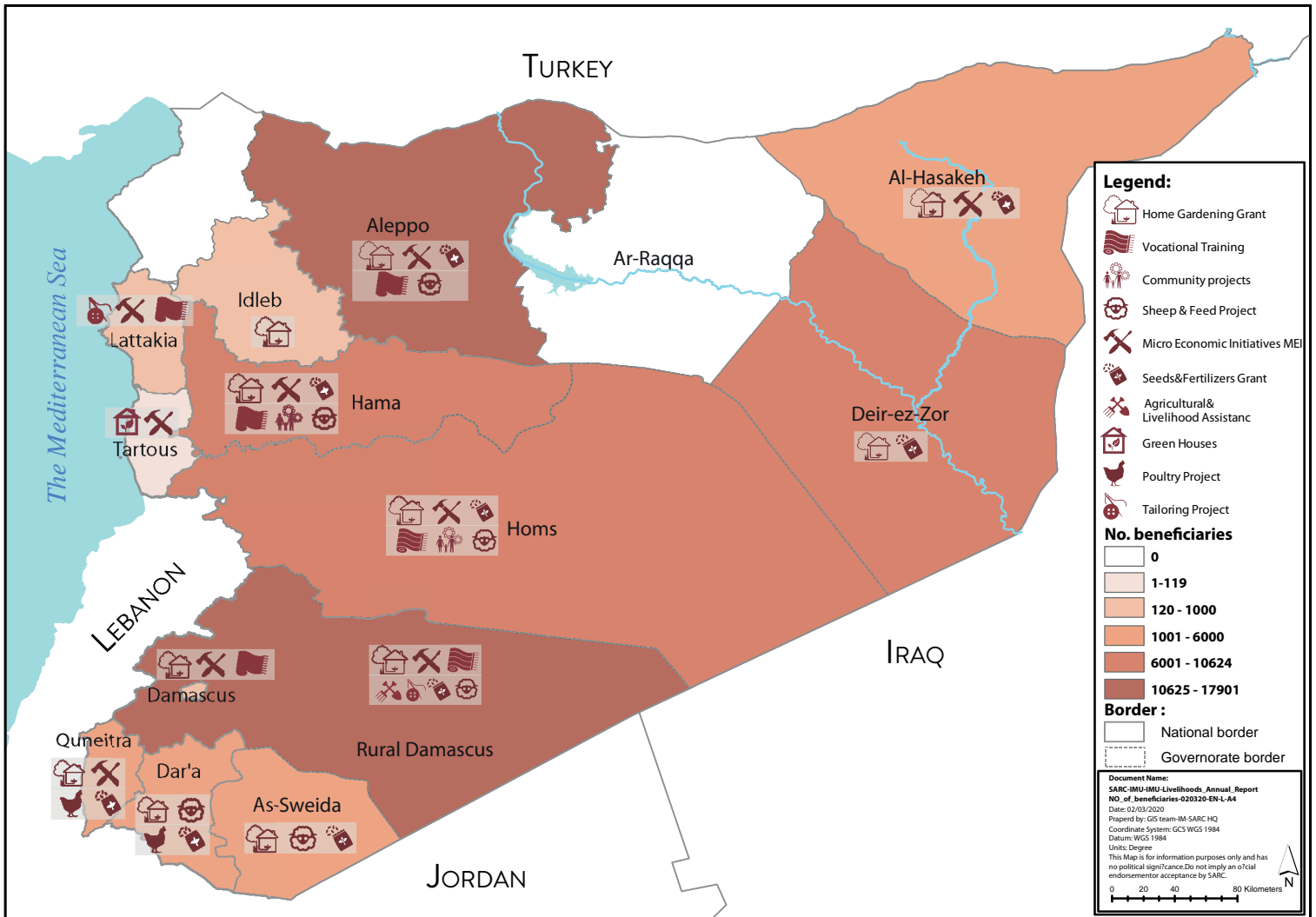
Female-Headed Families 840

Host community 500

Physical Rehabilitation Program 154

Widows 282

LIVELIHOODS



WATER AND REHABILITATION



WATER AND SANITATION SECTOR:

Water and Sanitation Sector contributed to:

MAINTENANCE OF DAMAGED WATER STATIONS:

- 63,788 m** Water network pipelines maintained.
- 213** Boreholes prepared.
- 67** Pumping stations rehabilitated.
- 9** Purification stations rehabilitated in As-Swieda and Lattakia.
- 19,157 m** Sewage pipelines rehabilitated in Hama, Aleppo, Damascus, Deir-ez-Zor Quneitera and Tartous.

WATER TREATMENT CHEMICALS:

2,272 ton Water treatment materials provided.

1,225 ton HTH **1047 ton** $AL_2(SO_4)_3$
92 calander **Chlorine Gas**

WATER EMERGENCY RESPONSE:

Water emergency response work supplying water through cisterns, securing tanks and water bottles including water works in IDP's centers

Watertanks	Water Bottles	Water Trucking
6,964 67,369 m ³	101,899 1.5 Liter 10 Liter	1,280,679 m³

In addition to providing services to:

- 25** Camps
- 90** Shelters which served **39,538** beneficiaries.
- 29,675** Beneficiaries from the Returnees projects.

KEY FIGURES:

No. beneficiaries
80% of Population

Approximate number of WASH beneficiaries from water treatment through chemicals, maintenance of damaged water stations and pipelines and water emergency response).

No. staff & volunteers
365

14 Water team
13 Health promotion teams

CONSTRUCTION AND INFRASTRUCTURE SECTOR:

- 30** Health centers and clinics rehabilitated in in Rural Damascus, Al Hasakeh, Aleppo, Suweida, Daraa, Deir El Zor, Hama, Homs, Lattakia, Quneitera and Tartous.
- 26** Bakeries supplied with mechanical and electrical equipment in Tartous, Homs, Hama, Deir-ez-Zor, Rural Damascus and As-Sweida.
- 2** Collective kitchens equipped to serve the beneficiaries in the IDP center in Al-Hasakeh.

HEALTH AWARENESS PROMOTION PROGRAM:

The program aims to:

- Enable people to take the necessary actions to prevent and reduce the spread of diseases related to water, sanitation and hygiene promotion.
- Perform awareness campaigns regarding the rational use of water, hygiene and awareness methods.

Number of health promotion activities: 5,255
Number of health promotion beneficiaries: 1,757,492

- Training: 34** Sessions, **363** participants.
- Distribution: 1,657** Distributed items, covers **1,269,758** beneficiaries.
- Awareness: 2,851** Awareness sessions, **626,010** beneficiaries.
- Assessment: 713** sessions.

WATER AND REHABILITATION



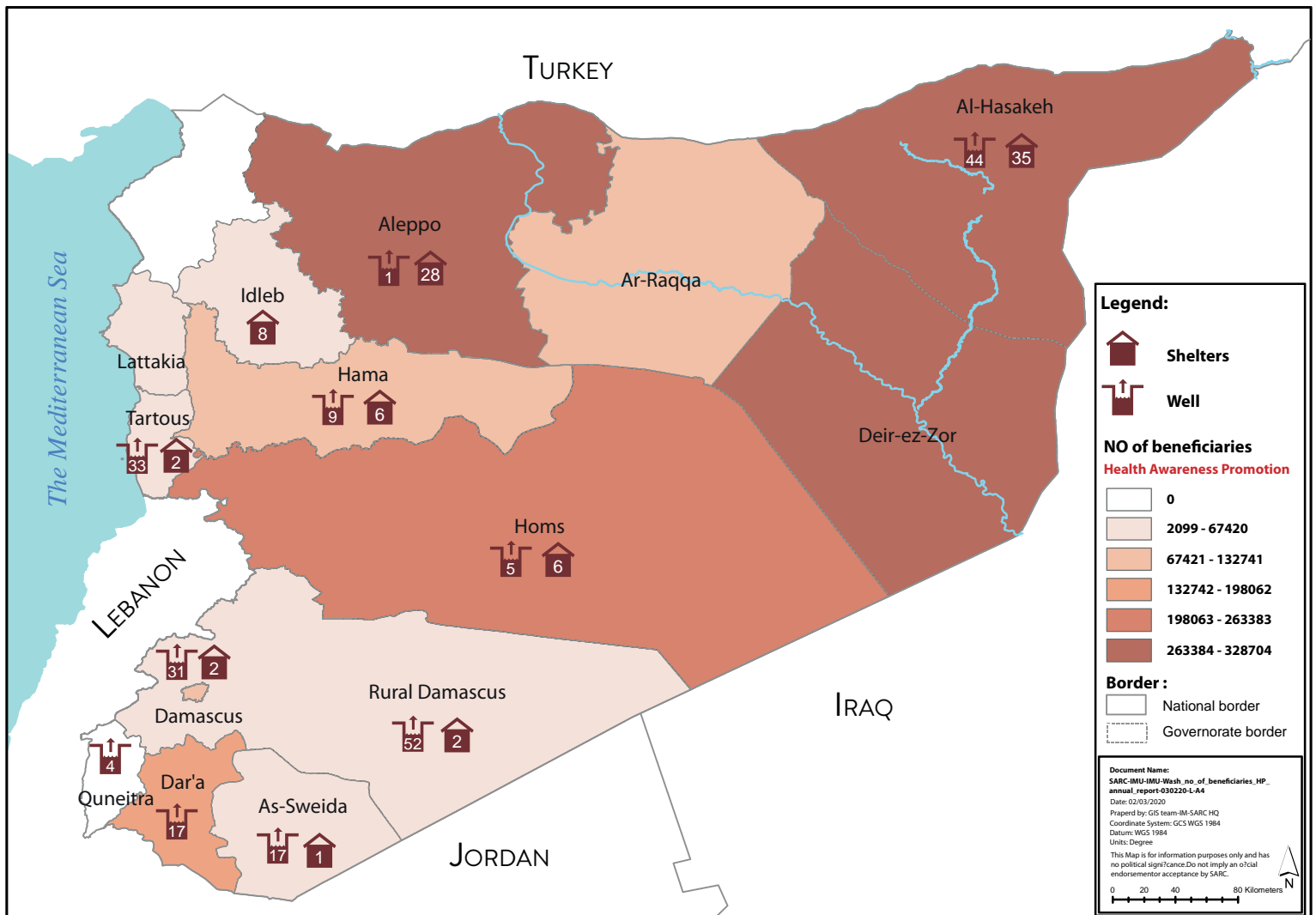
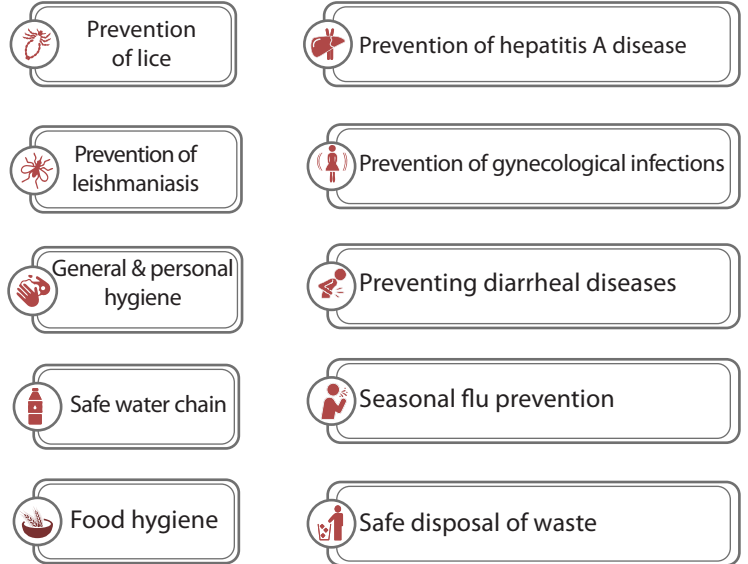
MOST FREQUENTLY DISTRIBUTED HEALTH PROMOTION ITEMS

Total Number of Distributed Items: **984,252**



HEALTH PROMOTION AWARENESS MESSAGES

Total Number of Health Sessions and messages: **24,120**



Legend:

- Shelters
- Well

NO of beneficiaries
Health Awareness Promotion

0
2099 - 67420
67421 - 132741
132742 - 198062
198063 - 263383
263384 - 328704

Border:

- National border
- Governorate border

Document Name: SARC-IMU-IMU-Wash_no_of_beneficiaries_HP_annual_report-03/2020-1-44
Date: 02/03/2020
Prepared by: GIS team-IM-SARC HQ
Coordinate System: GCS WGS 1984
Datum: WGS 1984
Units: Degree

This Map is for information purposes only and has no political significance. Do not imply an official endorsement or acceptance by SARC.

RISK EDUCATION



The Mine and Explosive Remnants of War Risk Education (Mine/ERW RE) project aims to increase resilience to weapon contamination of the civilians residing in conflict-affected areas through promoting risk awareness and safer behavior. RE teams:

- Conduct needs assessment in conflict affected communities.
- Deliver mine/ERW risk education sessions to civilians living in conflict affected communities.
- Facilitate the access of mine/ERW casualties to physical rehabilitation and prosthetic centers.
- Enable operational continuity in all regions by providing safety trainings to staff and volunteers of the Syrian Arab Red Crescent.

KEY FIGURES:



No. beneficiaries
113,911

Adults **34%**

Children **66%**



21%



13%



34%



32%



No. RE activities
6,142



No. staff & volunteers
57

DETAILS OF ACTIVITIES AND OUTPUTS



VICTIMS ASSISTANCE:

The RE teams from Aleppo and Hama assisted the mine/ERW casualties by clarifying what services prosthetics center in Aleppo and Damascus provided and facilitated their registration with the center. They also provided approvals for the casualties to be transferred to these centers in cooperation with the operations department.

51 casualties in total were assisted in this way.



MINE/ERW RISK EDUCATION:

Based on the needs assessment reports, the RE teams conducted risk education sessions and events covered **113,911** beneficiaries in total.

The teams gave training to the beneficiaries using different tools including:

- | | |
|---------------------|-------------------|
| ① Awareness videos. | ③ Shadow theater. |
| ② Social media. | ④ Puppet theater. |

Under these activities the teams informed the population on threats related to weapon contamination, hazardous areas and encouraged safe behavior.

On these occasions the teams also distributed **101,046** RE brochures to the beneficiaries.



NEEDS ASSESSMENT IN CONFLICT AFFECTED COMMUNITIES:



To have a better understanding of the weapon contamination problem in conflict affected communities and to be able to prioritize RE activities, in cooperation with local administration and population, RE teams have conducted need assessments in **413** communities during the reporting period.

Under this activity the RE teams collected data on type of infrastructure and premises blocked due to potential weapon contamination, type of weapon contamination present, accidents, casualties and other problems communities are facing.

No. visited Communities

85 Hama	50 Deir-ez-Zor	26 Qunietra
85 Aleppo	33 Rural Damascus	14 Homs
51 Idlib	33 Dar'a	21 Al-Hasakeh
		15 As-Sweida

RISK EDUCATION



DETAILS OF INTERVENTION



RE sessions activities **3,452**
No. beneficiaries of RE sessions **113,586**



Data Gathering & Needs Assessment activities **489**
No. visited contaminated areas **437**



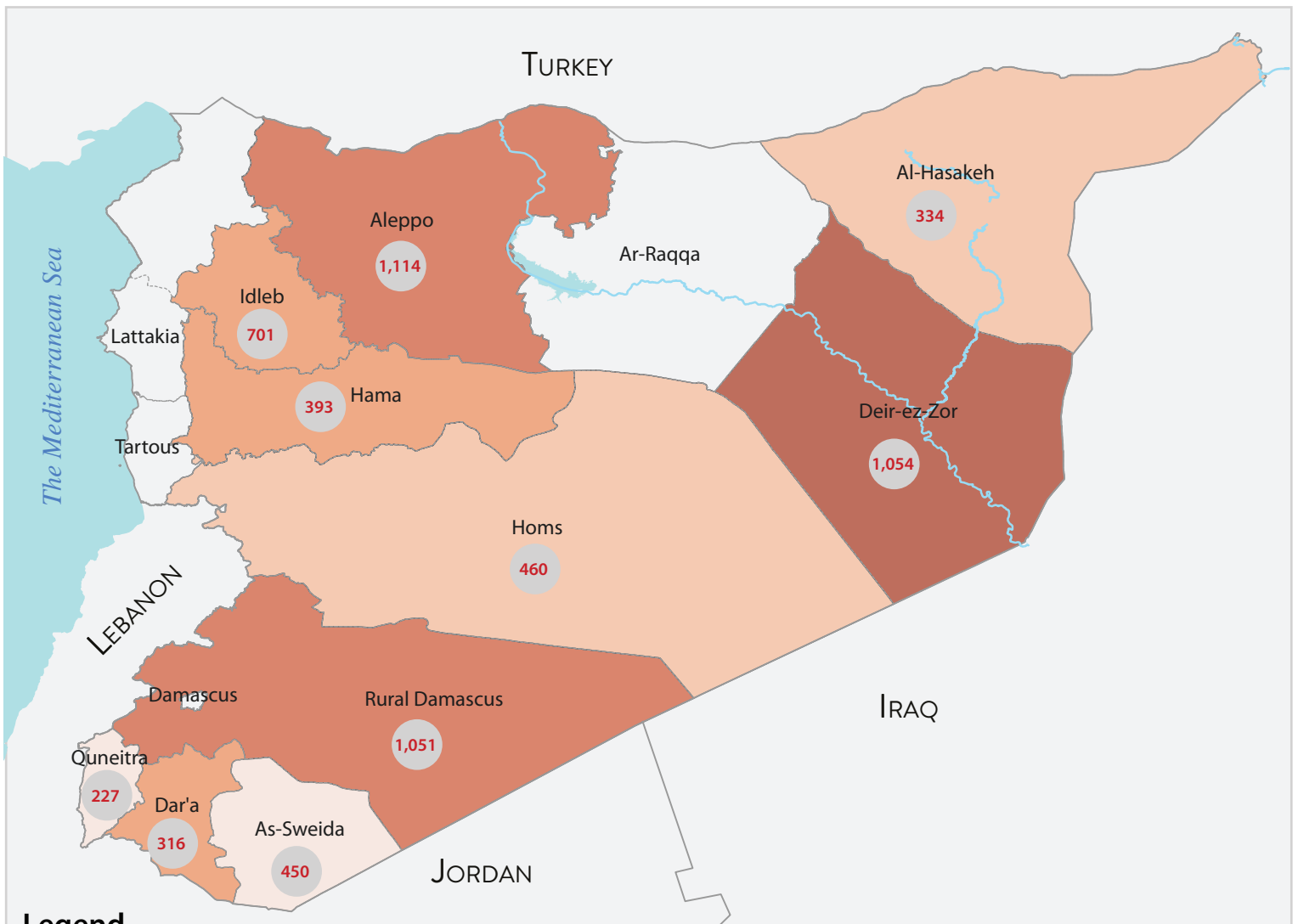
Victims assistance activities **18**
No. Beneficiaries of Victims assistance **51**






Distribution of RE materials activities **2,106**
No. distributed materials (RE brochures) **98,429**









Testing RE materials activities **35**



Legend

-  National border
-  Governorate border
-  No. activities


No. beneficiaries

-  0
-  3,841 - 5,492
-  5,493 - 8,998
-  8,999 - 12,572
-  12,573 - 16,932
-  16,933 - 19,611

Document Name:

SARC-IMU-RE-no_of_beneficiaries_annual_report-030220-L-A4
Date: 2020/03/02
Praperd by: GIS team-IM-SARC HQ
Coordinate System: GCS WGS 1984

This Map is for information purposes only and has no political significance. Do not imply an official endorsement or acceptance by SARC.



STAFF & ACTIVE VOLUNTEERS / TRAINING



STAFF ACTIVE & VOLUNTEERS

Number of Staff & Active Volunteers **13,762**

No. of Active Volunteers in **Branches** **7,817**

No. of Staff in **Branches** **3,226**

No. of Staff in **HQ** **2,719**



TRAINING WORKSHOP

Total Number of Training Workshops **237**

Total Number of Subjects **12**

Total Number of SARC staff & volunteers & local community trained **7,009**

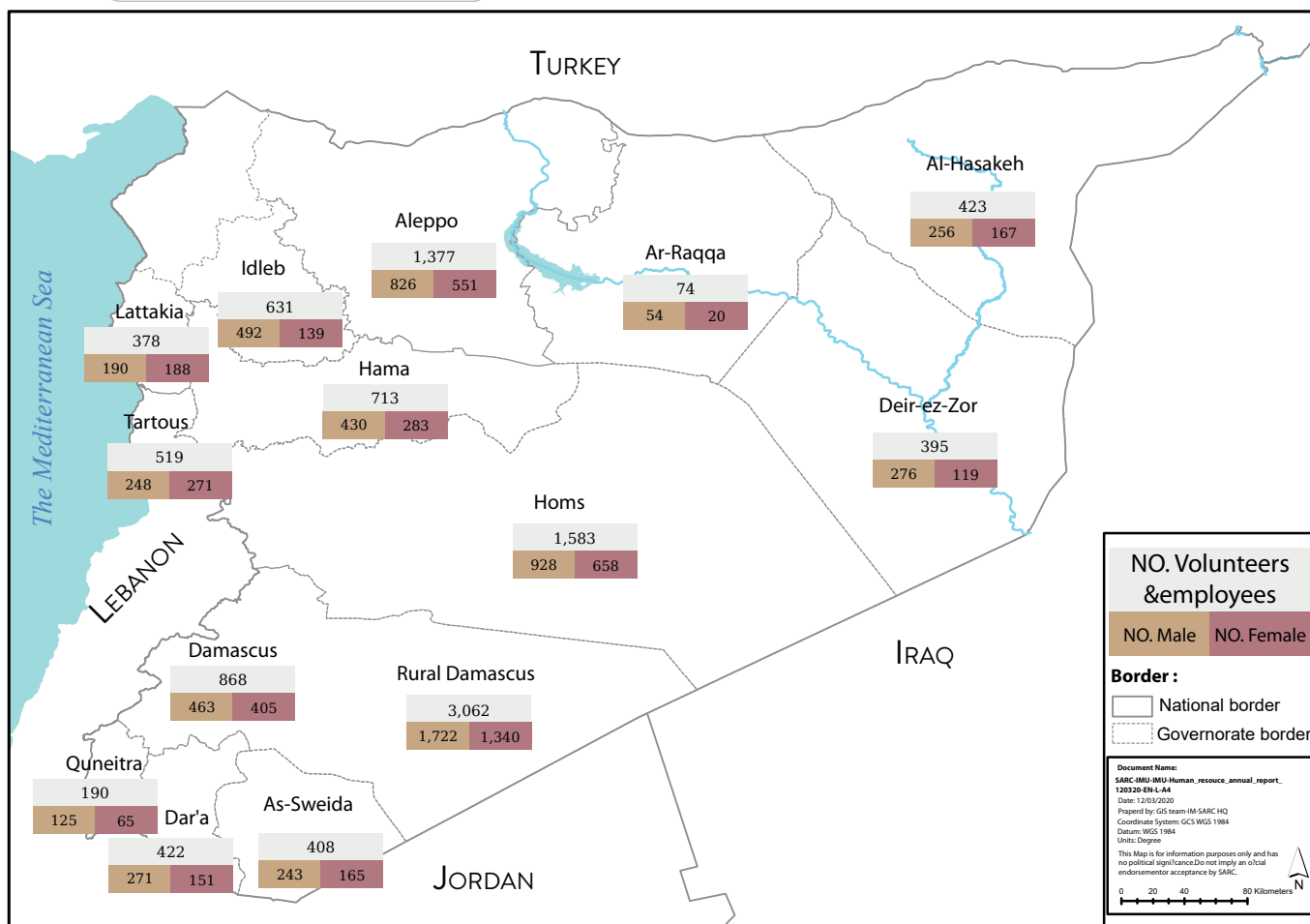
SARC Staff & Volunteers **5,223**

Local Community **1,786**



TRAINING & TOPICS

	First Aid	59
	Psychosocial Support	56
	Operation and Disaster Management	46
	Health	37
	Water & Rehabilitation	10
	Information Management	7
	Livelihoods	6
	Nutrition	5
	Humanitarian Support Project	5
	Risk Education	3
	International Humanitarian Law	2
	Cash	1



NO. Volunteers & employees

NO. Male NO. Female

Border :

National border

Governorate border

Document Name:
SARC-IMU-IMU-Human_resource_annual_report_2020-EN-L-A4

Date: 12/03/2020

Prepared by: GIS team IM-SARC HQ

Coordinate System: GCS_WGS_1984

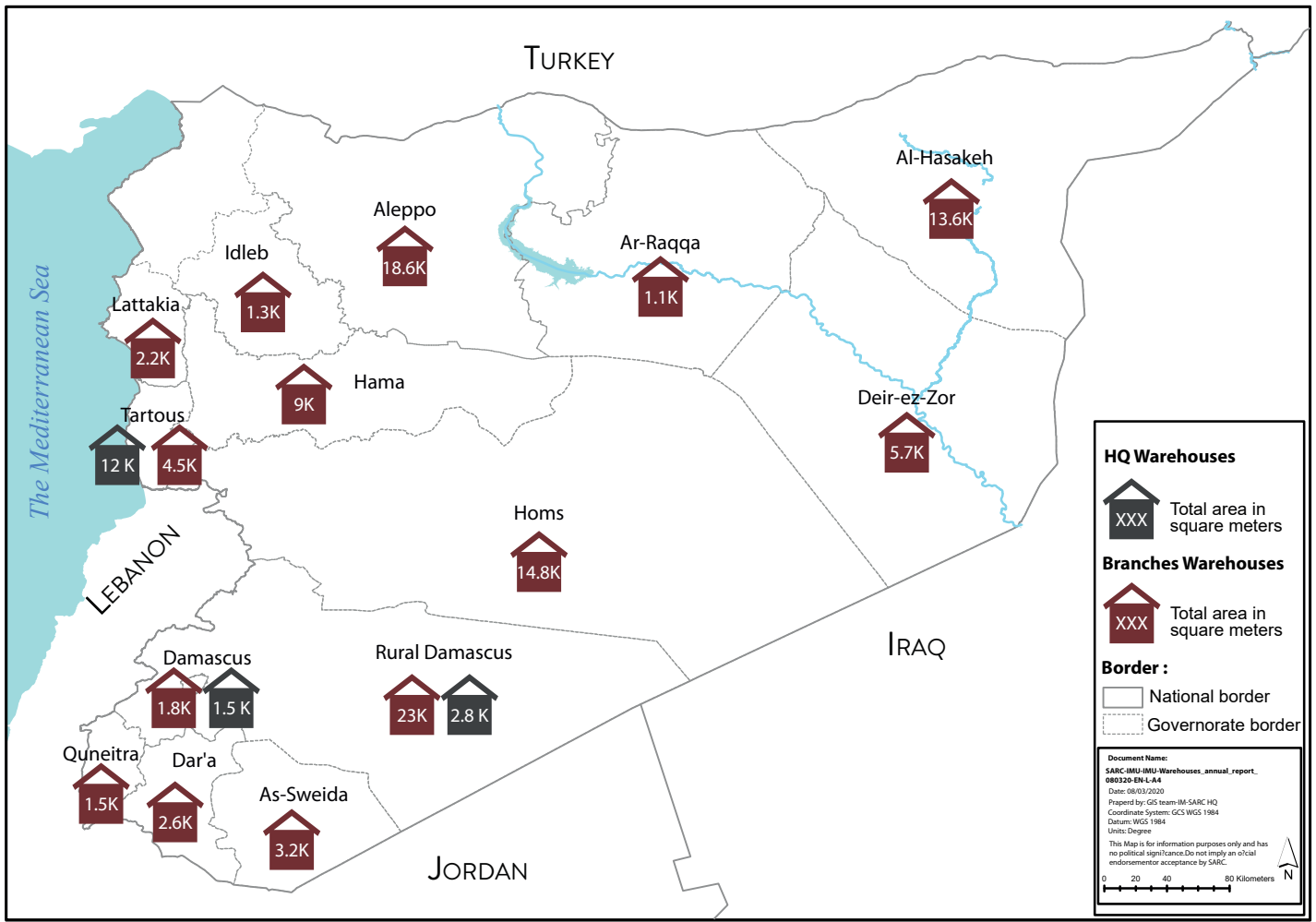
Datum: WGS 1984

Units: Degree

This Map is for information purposes only and has no political significance. Do not imply an official endorsement acceptance by SARC.

0 20 40 80 Kilometers

LOGISTIC CAPACITY



HQ Warehouses
 Total area in square meters

Branches Warehouses
 Total area in square meters

Border :
 National border
 Governorate border

Document Name:
SARC-IMU-Warehouses_annual_report_080320-EN-L-A4
Date: 08/03/2020
Prepared by: GIS team-IM-SARC HQ
Coordinate System: GCS_WGS_1984
Datum: WGS_1984
Units: Degree

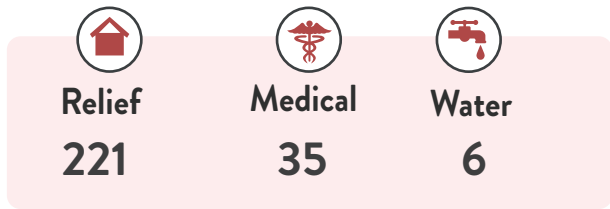
This Map is for information purposes only and has no political significance. Do not imply an official endorsement/acceptance by SARC.

0 20 40 80 Kilometers

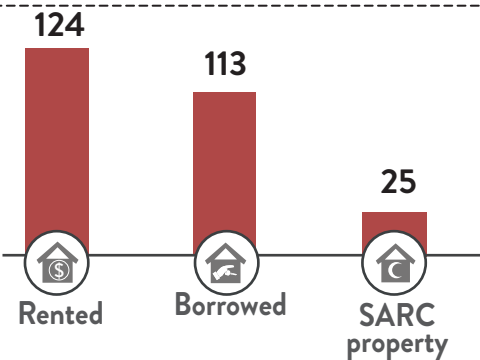
Total number of warehouses **262**.

Total warehouse area **124,878 m²**.

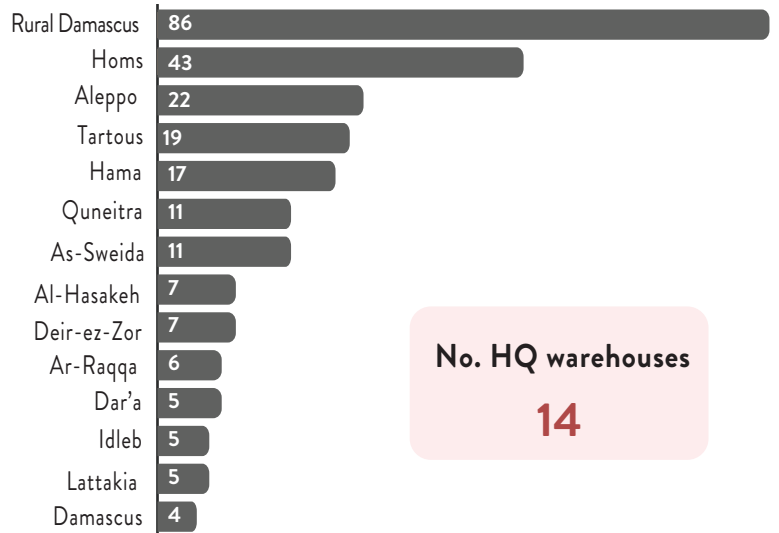
Warehouses by type:



Warehouses by ownership:

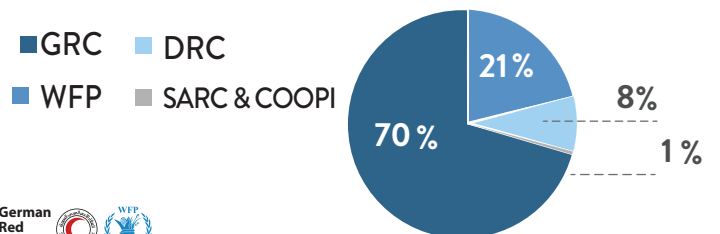


No. warehouses by governorate:



No. HQ warehouses
14

Financial contributions from partners:



SARC PARTNERS





www.sarc.sy



sarchq@sarc-sy.org



SYRedCrescent

Presented by: SARC - HQ - IM Unit